

BESPOKE, MODULAR & STOCK

THERAPEUTIC FOOTWEAR



INNOVATION | STYLE | EXPERTISE
HALO-MEDICAL.CO.UK

WELCOME

to our complete
footwear solution



FIRST CLASS PRODUCTS

Following extensive research and design studies we have produced a range of footwear that fulfils the unique requirements of clinical function and comfortable fit in a range of styles that the wearer will appreciate.

Complimenting the eye catching designs, we have incorporated innovative and technical features such as **BOA**® fastenings and hi tech materials including **onSteam**® microfibre linings and **Hex Mesh** upper fabrics from **Morón**. Combined with our expanded range of leathers and colours, this allows you to tailor the footwear exactly to your needs.

We offer a full range of adaptations, incorporated during manufacture, to maintain the quality and integrity of the original product.

Please see  for the County Classics brand.

As well as our made to order range, which are available as **stock, modular and full bespoke versions**, we are pleased to include our off the shelf ranges from **Pulman**®, **Biomedica**® and **Dr Aktive**®, providing the complete footwear solution in one catalogue.

clinical function
& comfortable fit

CLINICAL EXCELLENCE

Behind our manufacturing expertise we have an experienced clinical team who are able to provide first class support and advice, whether it is for footwear or any of our full range of orthotic products. Our team are also able to provide support for complex specialist clinics such as MDT diabetic foot clinics and we can also provide training and education for your own team.

All of our products and services are provided under the international medical quality standard of **ISO 13485** so you can be assured of consistent, first class quality.

S.E.T. BELIEFS

We aim to support our customers to the best of our ability by following the core principles of Service, Environment and Technology:

Service

We aim to exceed our customer expectations by delivering exceptional customer service, being 'Best In Class' by providing exceptional quality products on time and at the right price.

Environment

We are focussed on reducing our footprint in the global environment, where we endeavour to minimise waste and encourage recycling through our business and supply chain.

Technology

We will use technology wherever possible to streamline processes and to develop the latest products to provide superior solutions to our customers.

OUR THERAPEUTIC FOOTWEAR RANGE

BESPOKE & MODULAR



WOMENS FOOTWEAR

Shoes	05
Sports & Casual	09
Boots	14

MENS FOOTWEAR

Shoes	17
Sports & Casual	20
Boots	25

TECHNICAL INFORMATION

Colours & Materials	30
Sole Shapes & Modular Adaptions	32
Measuring Guides	35

FOOTWEAR BRANDS

Pulman [®] Shoes & Boots	37
Biomedica [®] Shoes	43
Dr. Aktive [®] Sandals & Insoles	46
Fitline [®] Supports	52

OFF THE SHELF



put your feet
in our hands...

WOMEN'S FOOTWEAR

Adding craftsmanship and fine detail we have created styles that would not look out of place on the high street.



TRENT

Derby brogue style shoe
4 eyelet

TAUPE CALF & SAGE SUEDE
STANDARD SOLE UNIT ST



BLACK CALF & SUEDE
STANDARD SOLE UNIT ST

**SANDALWOOD CALF
& TAUPE NUBUCK**
STANDARD SOLE UNIT ST



SELBY

Closed front shoe

MID-BROWN WAXY
STANDARD WEDGE SOLE UNIT SW



BLACK NUBUCK
STANDARD WEDGE SOLE SW

AQUA SOFT GRAIN
STANDARD WEDGE SOLE UNIT SW



WOMEN'S SHOES

TOTNES

Closed front shoe
5 eyelet



**BEIGE NUBUCK, SNAKE PRINT
STANDARD SOLE UNIT ST**



**BLACK SOFTY CALF, BLACK NUBUCK
STANDARD WEDGE SOLE UNIT SW**

**GREY NUBUCK
SEMI WEDGE SOLE UNIT HW**



TENBY



Classic derby shoe
3 eyelet



**GREY CALF, GREY SUEDE
STANDARD SOLE UNIT ST**



**BLACK CALF
STANDARD SOLE UNIT ST**

**NAVY CALF, NAVY NUBUCK
VELCRO FASTENING
STANDARD SOLE UNIT ST**




CHELSEA



Closed front design
with flower motif



BLUE SUEDE
STANDARD SOLE UNIT **ST**



OLIVE SUEDE
SEMI WEDGE SOLE UNIT **HW**

RED CALF
VELCRO FASTENING
WEDGE SOLE UNIT **SW**



BOA FASTENING
AVAILABLE ON ALL STYLES

GALWAY



Apron front derby
3 eyelet



**BLACK SOFTY GRAIN,
BLACK SUEDE**
STANDARD SOLE UNIT **ST**



MUSHROOM CALF, BEIGE SUEDE
STANDARD WEDGE SOLE UNIT **SW**

BURGUNDY CALF, GREY CALF
VELCRO FASTENING
STANDARD SOLE UNIT **ST**



WOMEN'S SHOES

VIENNA



Low opening
4 eyelet



TAN NUBUCK
STANDARD SOLE UNIT ST



TAUPE CALF
STANDARD SOLE UNIT ST

BROWN SUEDE, SNAKE PRINT
STANDARD SOLE UNIT ST



TRURO



Low opening
5 eyelet



BLUE WAXY
STANDARD SOLE UNIT ST



TAUPE CALF, BEIGE CALF
STANDARD SOLE UNIT ST

BLACK CALF
VELCRO FASTENING
STANDARD SOLE UNIT ST



COLWYN

Casual shoe with silver detail
5 eyelet

LIGHT BLUE CALF,
LIGHT BLUE NUBUCK
STANDARD WEDGE SOLE UNIT SW



PINK CALF, PINK NUBUCK
STANDARD WEDGE SOLE UNIT SW

NAVY CALF, NAVY NUBUCK
STANDARD WEDGE SOLE UNIT SW



LINEHAM

5 eyelet shoe

TAN SOFT GRAIN, TAN NUBUCK
STANDARD WEDGE SOLE UNIT SW



BLACK SOFT GRAIN, BLACK SUEDE
VELCRO FASTENING
STANDARD WEDGE SOLE UNIT SW

BLUE SUEDE, NAVY SOFT GRAIN
SEMI WEDGE SOLE UNIT HW



HOVE



Ever popular 6 eyelet shoe

YELLOW SOFT GRAIN,
PALE LEMON SOFT GRAIN
SEMI WEDGE SOLE UNIT HW



NAVY NUBUCK, GREY NUBUCK
FOXING STRIP SOLE UNIT FS

TAN NUBUCK, BROWN NUBUCK
SEMI WEDGE SOLE UNIT HW



PLYMOUTH



Close front shoe



NAVY UPPER, PALE BLUE NUBUCK
VELCRO FASTENING
STANDARD WEDGE SOLE UNIT SW



CREAM SOFT GRAIN
STANDARD WEDGE SOLE UNIT SW

TAN NUBUCK, TAN CALF
STANDARD SOLE UNIT ST



10

WOMEN'S SPORTS & CASUAL SHOES

DRAYTON

Low opening
5 eyelet
Padded collar feature

PLUM SOFT GRAIN, BEIGE HEX MESH
STANDARD WEDGE SOLE UNIT SW



GREEN SUEDE, BEIGE HEX MESH
SEMI WEDGE SOLE UNIT HW

BLACK SUEDE, BLACK HEX MESH
VELCRO FASTENING
STANDARD WEDGE SOLE UNIT SW



SNEAKER

Low opening shoe
6 eyelet

BLUE SOFT GRAIN
FOXING STRIP SOLE UNIT FS



YELLOW SOFT GRAIN
FOXING STRIP SOLE UNIT FS

PALE BLUE SOFT GRAIN
FOXING STRIP SOLE UNIT FS




GREENOCK

Soft padded trainer shoe



BEIGE HEX MESH,
BEIGE SUEDE STRIPE
TRAINER SOLE UNIT TR



BLACK CALF, GREY NUBUCK STRIPE
TRAINER SOLE UNIT TR

WHITE CALF, GREY NUBUCK STRIPE
TRAINER SOLE UNIT TR



HALLAM

Four stripe trainer shoe

BURGUNDY SUEDE, GREY SUEDE
TRAINER SOLE UNIT TR



BLUE SUEDE, WHITE CALF
FOXING STRIP SOLE UNIT FS

OLIVE SUEDE, BROWN SUEDE
TRAINER SOLE UNIT TR



12

WOMEN'S SPORTS & CASUAL SHOES

OLYMPIC



Closed front trekker design
4 eyelet

TAN CALF, SANDALWOOD CALF
STANDARD WEDGE SOLE UNIT SW



GREEN SOFT GRAIN, OLIVE SUEDE
VELCRO FASTENING
STANDARD WEDGE SOLE UNIT SW

BLACK CALF, GREY SUEDE
STANDARD WEDGE SOLE UNIT SW



MELTON

seam free

Seam-free shoe for indoor or outdoor use

HEX MESH

BEIGE HEX MESH, TAN NUBUCK
STANDARD WEDGE SOLE UNIT SW



BLUE HEX MESH, GREY NUBUCK
VELCRO FASTENING
STANDARD WEDGE SOLE UNIT SW

BROWN HEX MESH, BEIGE NUBUCK
STANDARD WEDGE SOLE UNIT SW



BUMPER

Sneaker style boot
Low opening



LIGHT GREY SOFT GRAIN
FOXING SOLE UNIT FS



GREY WAXY
FOXING SOLE UNIT FS

BEIGE NUBUCK
VELCRO FASTENING
FOXING SOLE UNIT FS



14

WHITBY

Low opening boot
7 eyelets



GREEN CALF, OLIVE SUEDE
STANDARD SOLE UNIT ST



SANDALWOOD CALF, TAN NUBUCK
VELCRO FASTENING
LIGHTWEIGHT COMMANDO SOLE UNIT CSL

TAUPE CALF, BEIGE NUBUCK
STANDARD SOLE UNIT ST



WOMEN'S BOOTS

TRALEE

Derby boot with side panel detail
6 eyelet



GREEN WAXY, SNAKE PRINT
STANDARD SOLE UNIT ST



MID BROWN WAXY, SNAKE PRINT
STANDARD SOLE UNIT ST

GREY WAXY, SNAKE PRINT
STANDARD SOLE UNIT ST



ROCKINGHAM

Derby boot with padded collar



PALE GREY SOFT GRAIN
STANDARD SOLE UNIT ST



BLUE WAXY
LIGHTWEIGHT COMMANDO SOLE UNIT CSL

TAN SOFT GRAIN
VELCRO FASTENING. LIGHTWEIGHT
COMMANDO SOLE UNIT CSL





investing in EXCELLENCE

- All of our products are supplied under the international medical quality standard of ISO13485, demonstrating our commitment to bringing you the highest quality products supported with outstanding, monitored service
- Outstanding, world class 'first time fit' rates with minimal returns
- Fully tracked, on time delivery, enabling the pre-booking of clinics with total confidence
- Service provision bespoke for you, because not all service needs are the same
- Clinical services delivered by first class clinicians, with named customer service representatives and the Halo portfolio of outstanding products
- Documented KAFO health check service



commitment to outstanding service
confidence in first-class clinicians

"Shoes great fit. Patient delighted; both recent pairs most comfortable she has ever had."
Orthotist, December 2019

"Best fitting shoes I've ever had."
Patient, November 2019



committed to INNOVATION & TECHNOLOGY


- ◉ Exploring app technology for improved patient outcomes
- ◉ Utilising latest technological materials for improved product performance – *onSteam*[®] microfibre linings and Hex Mesh upper fabrics from *Morón*
- ◉ Incorporating scanning technology into our production processes for improved results
- ◉ Bio mechanically correct foot orthoses using state of the art CAD CAM manufacturing and design processes

improved patient outcomes
and product performance

"I am really pleased to let you know that following a national benchmarking exercise, our orthotic service proudly took first place for delivering timely, safe and effective care. This included having the lowest wait times in the country for 'Referral to Treatment', and the lowest cost per case on clinical consumables. It was also acknowledged that our service has the highest known levels of treatment activity of which the care is provided by our superb network of Allied Health Professionals both internal and external."

CEO, NHS Trust, Southern England, 17/04/2020

◉ ENQUIRIES: SALES@HALO-MEDICAL.CO.UK



MEN'S FOOTWEAR

With the latest trends, these designs provide fit and function without compromising style.



HENDON

Derby shoe with vamp detail
4 eyelet

MID BROWN WAXY
STANDARD SOLE UNIT ST



BLACK WAXY
LIGHTWEIGHT COMMANDO SOLE UNIT CSL

BLUE WAXY
STANDARD SOLE UNIT ST



STIRLING

Traditional Derby shoe, with padded collar
5 eyelet



BLACK CALF
STANDARD SOLE UNIT ST



MID BROWN WAXY
VELCRO FASTENING
STANDARD SOLE UNIT ST

TAN CALF
STANDARD SOLE UNIT ST



EXETER

Popular brogue-style Derby shoe



BLACK CALF
STANDARD SOLE UNIT ST



Change the material & sole for a completely different look!



TAN WAXY
FOXING SOLE UNIT FS

GREY CALF
VELCRO FASTENING
STANDARD SOLE UNIT ST



VIENNA

Low opening Derby shoe



MID BROWN CALF
STANDARD SOLE UNIT ST



BLUE WAXY
VELCRO FASTENING
STANDARD SOLE UNIT ST

BLACK NUBUCK, BLACK HEX MESH
STANDARD WEDGE SOLE UNIT SW



CHESTER



Derby shoe
3 eyelet

BLACK CALF, BLACK NUBUCK
STANDARD SOLE UNIT ST



DARK BROWN CALF
VELCRO FASTENING
STANDARD SOLE UNIT ST

LIGHT GREY SOFT GRAIN
STANDARD WEDGE SOLE UNIT SW



SELBY

Closed front shoe

BLACK NUBUCK
STANDARD WEDGE SOLE UNIT SW



MID-BROWN WAXY
STANDARD WEDGE SOLE UNIT SW

LIGHT GREY SOFT GRAIN
STANDARD WEDGE SOLE UNIT SW



HALLAM

Trainer shoe with four flash detail
5 eyelet

OLIVE SUEDE, BROWN SUEDE
STANDARD TRAINER SOLE UNIT TR



BURGUNDY SUEDE, GREY SUEDE
STANDARD TRAINER SOLE UNIT TR

NAVY SUEDE, WHITE CALF
FOXING SOLE UNIT FS



KELSO

Closed front shoe
5 eyelet

MID BROWN WAXY
STANDARD WEDGE SOLE UNIT SW



BLUE HEX MESH, NAVY NUBUCK
BOA FASTENING
STANDARD TRAINER SOLE UNIT TR

BLACK HEX MESH, BLACK NUBUCK
STANDARD WEDGE SOLE UNIT SW



BOA FASTENING
AVAILABLE ON ALL STYLES

HOVE



Popular 6 eyelet shoe

NAVY NUBUCK, BROWN NUBUCK
SEMI WEDGE SOLE UNIT HW



TAUPE NUBUCK, NAVY NUBUCK
FOXING SOLE UNIT FS

GREY WAXY, BLUE WAXY
VELCRO FASTENING
SEMI WEDGE SOLE UNIT HW



BOA FASTENING
AVAILABLE ON ALL STYLES

PLYMOUTH



Closed front shoe



BROWN HEX MESH
WITH BROWN NUBUCK
STANDARD WEDGE SOLE UNIT SW



NAVY SUEDE, GREY SUEDE
VELCRO FASTENING
STANDARD WEDGE SOLE UNIT SW

CREAM SUEDE, BEIGE NUBUCK
STANDARD SOLE UNIT ST



LINEHAM

Low opening
6 eyelet



NAVY SOFT GRAIN, NAVY SUEDE
STANDARD WEDGE SOLE UNIT SW



TAUPE NUBUCK, TAUPE CALF
SEMI WEDGE SOLE UNIT HW

WHITE CALF, WHITE NUBUCK
TRAINER SOLE UNIT TR



SNEAKER

Low opening
6 eyelet



MID BROWN CALF
FOXING SOLE UNIT FS



BLACK CALF
FOXING SOLE UNIT FS

GREY SUEDE
VELCRO FASTENING
FOXING SOLE UNIT FS



DRAYTON

Low opening, with padded collar feature
5 eyelet

SAND NUBUCK, BROWN HEX MESH
STANDARD WEDGE SOLE UNIT SW



NAVY NUBUCK, BLUE HEX MESH
SEMI WEDGE SOLE UNIT HW

MID BROWN CALF
VELCRO FASTENING
STANDARD WEDGE SOLE SW



DOVER

Low opening trainer
6 eyelet

BLUE HEX MESH, NAVY NUBUCK
STANDARD TRAINER SOLE UNIT TR



BLACK CALF, WHITE CALF
CHUNKY TRAINER SOLE UNIT CT

GREY SUEDE, BURGUNDY SUEDE
VELCRO FASTENING
FOXING SOLE UNIT FS



SHELWYCK

Low opening trainer
5 eyelet



BLUE HEX MESH, NAVY NUBUCK
STANDARD WEDGE SOLE UNIT SW



GREY NUBUCK, WHITE CALF
CHUNKY TRAINER SOLE UNIT CT

BROWN HEX MESH, BROWN NUBUCK
VELCRO FASTENING
STANDARD WEDGE SOLE UNIT SW



FEATURES
Slightly elastic with good recovery
Highly breathable to maintain freshness
Provides a technical look with hexagonal effect
Extremely resistant to abrasion
Superlight and very flexible

MOWBRAY

One piece upper
5 eyelet
Great indoors or outdoors



BLACK HEX MESH, BLACK NUBUCK
STANDARD WEDGE SOLE UNIT SW



BLUE HEX MESH, NAVY NUBUCK
STANDARD WEDGE SOLE UNIT SW

BROWN HEX MESH, BROWN NUBUCK
VELCRO FASTENING
STANDARD WEDGE SOLE UNIT SW



Shoes on this page feature our new Hex Mesh technical upper. You can of course choose any of the materials from our extensive range.

BUMPER

Sneaker style boot, low opening



GREY WAXY
FOXING SOLE UNIT FS



MID BROWN WAXY
FOXING SOLE UNIT FS



TAN WAXY
VELCRO FASTENING
FOXING SOLE FS

PERTH



Low opening, low leg boot
5 eyelet



MID BROWN WAXY
STANDARD SOLE UNIT ST



MUSHROOM NUBUCK
VELCRO FASTENING
LIGHTWEIGHT COMMANDO SOLE UNIT CSL



BLACK CALF
STANDARD WEDGE SOLE UNIT SW

ROCKLIFFE



Derby boot, with padded collar
6 eyelet



SAND NUBUCK
STANDARD SOLE UNIT **ST**



BLACK WAXY
STANDARD SOLE UNIT **ST**

BLUE WAXY
VELCRO FASTENING
LIGHTWEIGHT COMMANDO SOLE UNIT **CSL**



DUNDEE



High leg boot
7 eyelet



DARK BROWN WAXY,
BROWN NUBUCK
STANDARD SOLE UNIT **ST**



BLACK WAXY
FOXING SOLE UNIT **FS**

BURGUNDY CALF, BURGUNDY NUBUCK
VELCRO FASTENING
LIGHTWEIGHT COMMANDO SOLE UNIT **CSL**



BRIGG

Derby boot with padded collar
7 eyelet



BROWN NUBUCK
STANDARD SOLE UNIT ST



BLACK NUBUCK
LIGHTWEIGHT COMMANDO SOLE UNIT CSL

SAND NUBUCK
STANDARD SOLE UNIT ST



ELGIN

High leg boot, with zip
to medial quarter
8 eyelet



GREY WAXY
STANDARD SOLE UNIT ST



DARK BROWN WAXY
STANDARD WEDGE SOLE UNIT SW

BLACK WAXY
STANDARD SOLE UNIT ST



HIGHLAND

Hiker style boot, with cut-out around T/A
5 eyelet



GREEN WAXY
LIGHTWEIGHT COMMANDO SOLE UNIT **CSL**



SAND NUBUCK
LIGHTWEIGHT COMMANDO SOLE UNIT
CSL



MID BROWN WAXY
LIGHTWEIGHT COMMANDO SOLE UNIT
CSL



bespoke insole SOLUTIONS

- Easy to follow, insole specific and detailed prescription forms
- Full range of insoles from simple inlays to complex bespoke foot orthotics
- Custom-made full calcaneum EVA heel cups
- Outstanding success with pressure management in high risk foot types
- Multiple material options in EVA and plastic with a large selection of top covers and cushions



full range of bespoke solutions
for complex prescriptions

"Thank you for whoever did these. Slightly tricky to get profile right with these ones... long heel pad... short arch... inverts... However, all 100% perfect."

Orthotist, February 2020



experts in PLASTICS

- State of the art plastic manufacture
- Accurate first time fit – ensures no lost clinic time.
- Easy-to-use, 'get what you need' specification form to ensure accuracy
- Ankle angles and shank inclination posting understood and accurate to optimise tuning.
- Child friendly patterns and colours
- Reliable, consistently short delivery times



accurate, optimised and
reliable manufacture

"This young lady and I were over the moon with the fit. She's not easy... always had problems with fits in the past. Please can you keep the cast, I will ask for a 2nd lot if all OK at review in 6 weeks."

Orthotist, February 2020

TECHNICAL INFO

Useful suggestions when specifying your modular or bespoke footwear. As always, your final prescription will be appropriate for your individual patient and we are able to produce any combination of materials and adaptations.




COLOURS & MATERIALS


30

We have expanded our colour range and materials to offer both the clinician and user the choice of correctly functioning footwear in an appropriate style and colour. For easy ordering just use the number code for each material.

CALF Excellent quality Italian skins. Conforms to the foot but retains its shape in wear.




SOFTY GRAIN Ultra soft leather with new colours in a range of vibrant shades. Slightly milled (grained) finish.



WAXY New waxy colours with a slight two tone pull up effect.



SUEDE Soft and supple, with a strong nap




NUBUCK Top grain leather with a buffed finish



HEX MESH Our new lightweight upper material from **Morón®** provides an eye-catching design with a number of technical advantages.




- Slight elasticity but retains its structure
- Breathable
- Good abrasion resistance
- Lightweight and flexible
- Soft feel against the foot with in-built padding



REPTILE PRINT Available in dark grey and can be used as a whole shoe or in individual panels.



NEOPRENE



LININGS Our footwear can be lined with all standard material including pigskin, calf skin, sheepskin and plush microfibre. We are pioneering the use of the **On Steam®** technical lining material in most of our designs, which is a microfibre with a leather like appearance. This material out performs leather in a number of areas.

- High abrasion resistance when compared to leather
- Consistent high quality finish
- Improved moisture absorbency
- Anti bacterial
- Does not contain potentially harmful chemicals and is OEKO Tex 100 certified
- Colourfast and resistant to light, abrasion & perspiration
- Recyclable
- Vegan certified



SOLE SHAPES

32

All sole types can be provided for all styles and in all materials. All coded for ease of reference. As a default, the standard sole type will be the one shown in the main picture for each style. Use the codes for simplicity.

ST : STANDARD SOLE & HEEL



HW : SEMI WEDGE



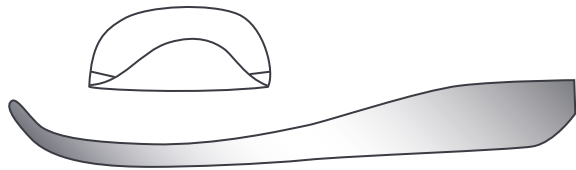
Slight shape in waist.



TR : TRAINER SOLE



Roll up toe end on upper.
Slight roll to heel.



SW : STANDARD WEDGE



Slight roll to heel.



FS : FOXING STRIP



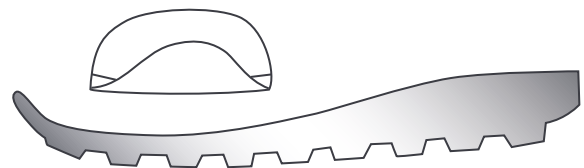
Eva wedge with rubber
foxing strip all round.



CTR : CHUNKY TRAINER



Roll up toe end on upper.
Slight roll to heel.



CSL / CSR : COMMANDO SOLE



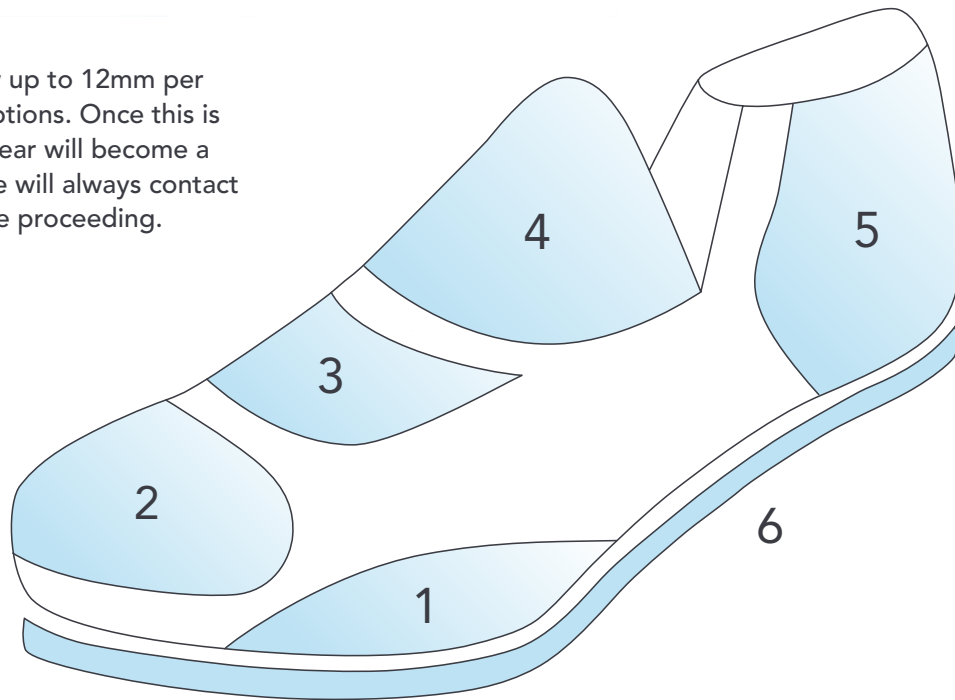
Lightweight EVA (CSL)
Resin Commando also available (CSR)



MODULAR ADAPTION OPTIONS

- 1 – Medial or lateral joint additions Medial (inside) Lateral (outside)
- 2 – Extra toe depth 3mm, 6mm, 9mm or 12mm additions
- 3 – Increased depth over joints available to any of the locations shown.
- 4 – Extra depth over instep Combinations of the above can be made
- 5 – Additional ankle width up to 12mm per last or 24mm per pair.
- 6 – Increased through depth A maximum of two alterations per last is permitted.

Our policy is to allow up to 12mm per last for modular adaptations. Once this is exceeded, the footwear will become a bespoke product. We will always contact you to confirm before proceeding.



LAST SHAPES

All Lasts now available in a Round Toe or Nature Toe option. All orders will be supplied with round toe as standard unless otherwise stated.

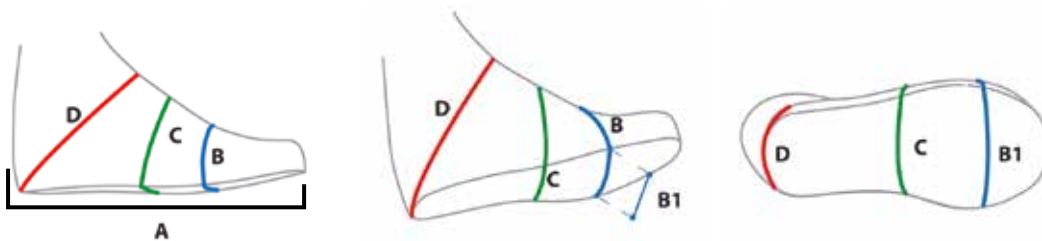


	Stable / light accommodation	Some accelerated wear	Heavy wear / unstable	Significant deformity / heavy accommodation	Very unstable	
UPPERS	Style	Shoe	Bootee	Boot		
	Material	Softie/suede	Calf	Nubuck	Grain	Motorcycle leather
	Lining	Plush	Moron	Reverse quarters	Kip	
	Counter stiffener	Std	Elongated	High	Leather	Double stiffener
	Other	Pad insole	FFO/TCI	BKI	Cradle insole	Gauntlet/AFO



SOLING	Midsole (inc shank)	Medium EVA	High EVA	Leather	Wetted	Rubber
	Outsole	EVA	Welland	Ribbed rubber	Leather	Resin
	Sole M - L	No mods	Flare	Large flare	Buttress	Full sneath heel
	Sole profile	Split sole heel	Thomas heel	Elongation rocker	Double point rocker	
			TWS			

MEASUREMENT INFORMATION



- A Foot length
- B Circumference at the widest point of the foot 1st and 5th metatarsal
- B1 Width of the foot at the same point of measurement B (1st and 5th metatarsal)
- C Instep circumference
- D Circumference taking as reference points the instep and the foot (Short Heel)

NB: the measurements B, C and D will always refer to the total circumference of the foot.

WOMENS FITTING CHART

*Height = standard height of the boot. *Circ. = standard circumference at the top of the boot

		Last size (mm)	2	3	4	5	6	7	8	9
EXTRA NARROW	Joint Width	79	81	83	85	87	89	91	93	
	Joint Circ.	201 – 219	207 – 225	214 – 232	220 – 238	226 – 244	233 – 251	239 – 257	245 – 263	
	Instep Circ.	197 – 215	203 – 221	210 – 228	216 – 234	222 – 240	229 – 247	235 – 253	241 – 259	
	Toe Depths	31	32	33	34	35	36	37	38	
NARROW	Joint Width	83	85	87	89	91	93	95	97	
	Joint Circ.	209 – 227	215 – 233	221 – 239	227 – 245	233 – 251	240 – 258	246 – 264	252 – 270	
	Instep Circ.	203 – 221	209 – 227	215 – 233	221 – 239	227 – 245	233 – 251	239 – 257	245 – 263	
	Toe Depths	31	32	33	34	35	36	37	38	
STANDARD	Joint Width	89	91	93	95	97	99	101	103	
	Joint Circ.	224 – 242	230 – 248	236 – 254	242 – 260	248 – 266	254 – 272	260 – 278	266 – 284	
	Instep Circ.	210 – 228	216 – 234	222 – 240	228 – 246	234 – 252	241 – 259	247 – 265	253 – 271	
	Toe Depths	31	32	33	34	35	36	37	38	
WIDE	Joint Width	94	96	98	100	102	104	106	108	
	Joint Circ.	234 – 252	240 – 258	246 – 264	252 – 270	258 – 276	265 – 283	271 – 289	277 – 295	
	Instep Circ.	216 – 234	222 – 240	228 – 246	235 – 253	241 – 259	248 – 266	254 – 272	260 – 278	
	Toe Depths	31	32	33	34	35	36	37	38	
STANDARD EXTRA DEEP	Joint Width	89	91	93	95	97	99	101	103	
	Joint Circ.	236 – 254	242 – 260	248 – 266	254 – 272	260 – 278	266 – 284	272 – 290	278 – 296	
	Instep Circ.	222 – 240	228 – 246	234 – 252	240 – 258	246 – 264	253 – 271	259 – 277	265 – 283	
	Toe Depths	37	38	39	40	41	42	43	44	
WIDE EXTRA DEEP	Joint Width	94	96	98	100	102	104	106	108	
	Joint Circ.	246 – 264	252 – 270	258 – 276	264 – 282	270 – 288	277 – 295	283 – 301	289 – 307	
	Instep Circ.	228 – 246	234 – 252	240 – 258	246 – 265	253 – 271	260 – 278	266 – 284	272 – 290	
	Toe Depths	37	38	39	40	41	42	43	44	
BOOTS	Height*	98	100	102	104	106	108	110	112	
	Circ.*	189	196	203	210	217	224	231	238	

MENS FITTING CHART

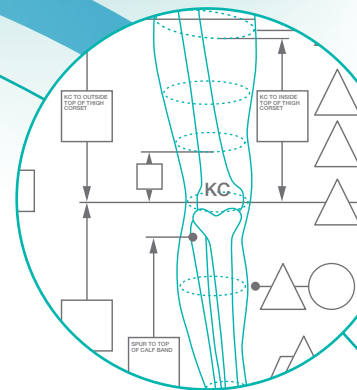
*Height = standard height of the boot. *Circ. = standard circumference at the top of the boot

		Last size (mm)	5	6	7	8	9	10	11	12
NARROW	Joint Width	89	91	93	95	97	99	99	101	103
	Joint Circ.	227 – 245	233 – 251	240 – 258	246 – 264	252 – 270	257 – 275	263 – 281	269 – 287	
	Instep Circ.	221 – 239	227 – 245	233 – 251	239 – 257	245 – 263	251 – 269	258 – 276	264 – 282	
	Toe Depths	37	38	39	40	41	42	43	44	
STANDARD	Joint Width	95	97	99	101	103	105	107	109	
	Joint Circ.	242 – 260	248 – 266	254 – 272	260 – 278	266 – 284	272 – 290	278 – 296	284 – 302	
	Instep Circ.	228 – 246	234 – 252	241 – 259	247 – 265	253 – 271	259 – 277	265 – 283	271 – 89	
	Toe Depths	37	38	39	40	41	42	43	44	
WIDE	Joint Width	101	103	105	107	109	111	113	115	
	Joint Circ.	252 – 270	258 – 276	265 – 283	272 – 289	278 – 295	283 – 301	289 – 307	295 – 313	
	Instep Circ.	235 – 253	241 – 259	248 – 266	254 – 272	260 – 278	267 – 285	273 – 291	279 – 297	
	Toe Depths	37	38	39	40	41	42	43	44	
STANDARD EXTRA DEEP	Joint Width	95	97	99	101	103	105	107	109	
	Joint Circ.	254 – 272	260 – 278	266 – 284	272 – 290	278 – 296	284 – 302	290 – 308	296 – 314	
	Instep Circ.	240 – 258	246 – 264	253 – 271	259 – 277	265 – 283	271 – 289	277 – 295	283 – 301	
	Toe Depths	43	44	45	46	47	48	49	50	
WIDE EXTRA DEEP	Joint Width	101	103	105	107	109	111	113	115	
	Joint Circ.	264 – 282	270 – 288	277 – 295	283 – 301	289 – 307	295 – 313	301 – 319	307 – 325	
	Instep Circ.	247 – 265	253 – 271	260 – 278	266 – 284	272 – 290	279 – 297	285 – 303	291 – 309	
	Toe Depths	43	44	45	46	47	48	49	50	
BOOTS	Height*	106	108	110	112	114	116	118	120	
	Circ.*	209	216	223	230	237	244	251	258	

Shallow last available -6mm through depth. Lasts: Half sizes also available.



providers of SPECIALIST CLINICS



- ◉ We can offer you specialist clinics for your most difficult to treat, complex patients.
- ◉ Consultant orthotists with over 30 years of experience of solving complex orthotic presentations.
- ◉ Specialists for diabetes footwear
- ◉ From KAFOs to shoes, we can offer clinics bespoke for your requirements
- ◉ Onsite or offsite clinic options can be provided



expert, consultant orthotists
for complex cases



"I understand at times everyone's jobs seem mundane but please realise just how much I, and I'm sure others, appreciate your team's efforts. The joy of being mobile again and the reduction in pain is wonderful."

M. McSweeney, patient

COYOTE DYNAMIC STRUT AFO

haloTM
MEDICAL

Our posterior Dynamic Strut AFO combines the fit and comfort of a custom AFO with a posterior mounted dynamic strut for optimal ambulation and energy return. The strut is posteriorly mounted to a custom thermoplastic AFO.

The Dynamic Strut AFO was designed for moderately active patients. Great for drop foot, the Dynamic Strut AFO also improves gait and is designed with affordability and adjustability in mind. The strut is designed for average daily use, walking, working, hiking, biking, and golf.

WHAT IT DOES

Provides dorsiflexion/ plantarflexion stabilization with mild energy return for more active patients. Allows some tibial torsion for a more natural gait. Thermoplastic gives good mediolateral stability and can be modified to adjust flexibility. Assist in gait and standing balance.



dynamic, affordable
adjustable



COYOTE
PAEDIATRIC
DYNAMIC
STRUT AFO



ORTHOTIC CONSIDERATIONS

- More torsion (axial rotation)
- Helps with tri-planar control along with control in the sagittal and coronal planes
- Dynamic return with plantarflexion/dorsiflexion resist
- Creates a more streamlined AFO that vents well
- Lighter weight than a solid AFO
- Adds strength, energy return, reinforcement and support to thermoplastic AFOs
- All activity levels for children up to 40kg

ENQUIRIES: SALES@HALO-MEDICAL.CO.UK

OFF THE SHELF FOOTWEAR & INSOLES



The Pulman range of footwear is available in the UK through Kinetec. This range provides our customers with a great choice of therapeutic house shoes, with options for all foot shapes and sizes.

Ideal for use with oedematous or neuropathic feet, ulceration, incontinence, swellings, misplaced joints, post operative accommodation of bandages and temporary footwear.

Key features include: washable, highly adjustable, extra wide options (giving 25% more volume), removable insoles, lightweight, protective soles and anti-bacterial Razetti fabric uppers.

The extensive range has been expanded to include diabetes-friendly leather shoes and boots, and the Harlem and Leiden fixed heel options.

Washing instructions:

- Hand wash – use a scrubbing brush, soap and water
- Machine wash – as for synthetic fabrics (max 40°C). Ensure both the Velcro® and zip fastener are closed
- Dry at room temperature on the polystyrene shoe insert or tumble dry on a ‘synthetic’ setting



Two width options for optimal fit

No raised internal stitching ensures maximum comfort.

Easy adjustment with Velcro® to accommodate a wide range of foot widths.

Removable inner sole to accommodate alternative orthotic inserts.

Wide front and rear opening to allow easy insertion of the foot and to accommodate most foot shapes and sizes.

Lightweight, anti-slip sole with rounded edges helps to avoid tripping. May be used indoors and outdoors.

Sanitised anti-microbial shoe fabric provides hygienic, long lasting protection.

Machine or hand wash at 40°C and quickly dry on polystyrene shoe insert (provided).

Patented RAZETTI® fabric enables air to circulate and to adapt to the temperature of the foot.

- Extra wide
- Split sizes available
- Removable insole
- Stocked line
- Washable
- Two week lead time

hygienic
flexible
durable

CLASSIC 2 SHOE

- Velcro® heel fastening
- Standard & Xtra Wide fittings
- Black



900/503	CLASSIC 2 SHOE	STD WIDTH	35-48
900/504	CLASSIC 2 SHOE	XTRA WIDE	35-48

LEIDEN SHOE

- Fixed heel support
- Standard & Xtra Wide fittings
- Navy



900/LEI-MAR-STD	LEIDEN SHOE	STD WIDTH	35-48
900/LEI-MAR-XTR	LEIDEN SHOE	XTRA WIDE	35-48

SHOE AD2265

- Fixed heel, stretchy microfibre upper
- Wide opening, Velcro fastening
- Extra wide fitting, seam free



900/AD2265	AD2265	XTRA WIDE	35-48
------------	--------	-----------	-------

CITY SHOE

- Zip heel fastening
- Standard & Xtra Wide fittings
- Black



900/303	CITY SHOE	STD WIDTH	35-48
900/304	CITY SHOE	XTRA WIDE	35-48

PULMAN SHOES & BOOTS STANDARD WIDTH

SIZE	LENGTH (cm) A	WIDTH (cm) B1
35	22.3cm	8.4
36	22.9cm	8.6
37	23.6cm	8.8
38	24.2cm	9.0
39	24.9cm	9.2
40	25.6cm	9.4
41	26.2cm	9.5
42	26.9cm	9.7
43	27.7cm	9.9
44	28.4cm	10.1
45	29.1cm	10.3
46	29.6cm	10.5
47	30.2cm	10.7
48	30.9cm	10.9

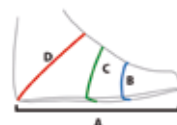
PULMAN SHOES & BOOTS XTRA WIDE

SIZE	LENGTH (cm) A	WIDTH (cm) B1
35	23.1cm	9.5
36	23.7cm	9.7
37	24.4cm	9.9
38	25.0cm	10.0
39	25.7cm	10.2
40	26.4cm	10.4
41	27.0cm	10.6
42	27.6cm	10.8
43	28.3cm	10.9
44	29.0cm	11.1
45	29.6cm	11.3
46	30.3cm	11.5
47	30.9cm	11.7
48	40.6cm	11.8

Measurements

- All measurements are internal shoe or boot dimensions
- Length is measured from the back to the front of the foot
- Width is measured across the widest part of the foot (across 1st - 5th Metatarsal line)

Measurement points:



Comfort insoles
designed for
Pulman® shoes



see page 56

CLASSIC 1 BOOT

- Velcro® heel fastening
- Standard & Xtra Wide fittings
- Black



900/500	CLASSIC 1 BOOT	STD WIDTH	35-48
900/501	CLASSIC 1 BOOT	XTRA WIDE	35-48

HARLEM BOOT

- Fixed heel support
- Standard & Xtra Wide fittings
- Navy



900/HAR-STD-MAR	HARLEM BOOT	STD WIDTH	35-48
900/HAR-XTR-MAR	HARLEM BOOT	XTRA WIDE	35-48

SHOE AD2299B

- Fixed heel, stretch leather-look upper
- Wide opening, Velcro fastening
- Wide fitting, seam free



900/AD2299B	AD2299B	WIDE	39-46
-------------	---------	------	-------

COMFORT BOOT

- Zip heel fastening
- Standard & Xtra Wide fittings
- Black



900/300	COMFORT BOOT	STD WIDTH	35-48
900/301	COMFORT BOOT	XTRA WIDE	35-48



SANDALS

40

LAUREL SANDAL

- Fixed heel support
- Black, Bordeaux, Xtra Wide options
- Removable 5mm deep insole
- Navy, Standard width



900/601	LAUREL SANDAL	BLACK	XTRA WIDE	35-48
900/601-BOR-XTR	LAUREL SANDAL	BORDEAUX	XTRA WIDE	35-48
900/601-MAR-STD	LAUREL SANDAL	NAVY	STD WIDTH	35-48

SANDAL PU-1018

- Open heel, Velcro® strap
- Black
- Removable 5mm deep insole



900/1018	BLACK SANDAL	STD WIDTH	35-48
----------	--------------	-----------	-------

LAUREL SANDALS STANDARD WIDTH

SIZE	LENGTH (cm) A	WIDTH (cm) B1
35	22.9cm	8.5
36	23.6cm	8.7
37	24.2cm	8.9
38	24.9cm	9.1
39	25.6cm	9.3
40	26.2cm	9.5
41	26.9cm	9.6
42	27.7cm	9.8
43	28.4cm	10.0
44	29.1cm	10.2
45	29.6cm	10.4
46	30.2cm	10.6
47	30.9cm	10.8
48	31.6cm	11.0

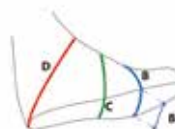
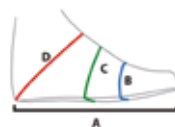
LAUREL SANDALS XTRA WIDE

SIZE	LENGTH (cm) A	WIDTH (cm) B1
35	23.7cm	9.6
36	24.4cm	9.8
37	25.0cm	10.0
38	25.7cm	10.1
39	26.4cm	10.3
40	27.0cm	10.5
41	27.6cm	10.7
42	28.3cm	10.9
43	29.0cm	11.0
44	29.6cm	11.2
45	30.3cm	11.4
46	30.9cm	11.6
47	31.6cm	11.8
48	32.3cm	12.0

Measurements

- All measurements are internal shoe or boot dimensions
- Length is measured from the back to the front of the foot
- Width is measured across the widest part of the foot (across 1st - 5th Metatarsal line)

Measurement points:



SPACE SHOE

- Maximum volume shoe
- Fixed heel support
- Wide opening for swollen feet
- Black



REMIDIALCLDXTR | SPACE SHOE | BLACK | XTRA WIDE | 35-48

SPACE BOOT

- Maximum volume boot
- Fixed heel support
- Black



900/306 | SPACE BOOT | 35-48

a great choice of therapeutic house shoes, with options for all foot shapes and sizes



OPEN TOE SPACE SHOE

- Fixed heel support
- Maximum volume
- Navy
- Open toe version of remedial shoe



900/REMOPXTRMAR | OPEN TOE SPACE SHOE | XTRA WIDE | 35-48



KEY FEATURES:

- Beautifully designed boot and shoe options for patients with diabetes
- Rounded forefoot shape on classic extra-wide Pulman sole units
- Upper: soft full grain black leather
- Lining: seam free, calfskin



DAX SHOE



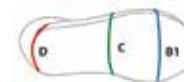
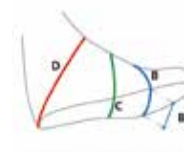
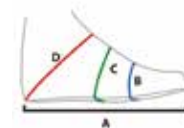
DOUAI BOOT



900/DOUAI/F	DOUAI BOOT	35-48
900/DAX/F	DAX SHOE	35-48

DOUAI BOOTS & DAX SHOES

Shoe size	Foot measurements		Boot/Shoe Depth F		
	A Length (cm)	B1 Width (cm)	B Met Circ (cm)	Toe depth Depth (cm)	D Heel Circ (cm)
35	22.8	9.7	27.5	4.0	31.0
36	23.5	9.8	28.0	4.0	32.0
37	24.1	9.9	28.5	4.1	33.0
38	24.7	10.0	29.0	4.1	34.0
39	25.4	10.1	29.5	4.2	35.0
40	26.0	10.3	30.0	4.2	36.0
41	26.7	10.5	30.5	4.3	37.0
42	27.3	10.6	31.0	4.3	38.0
43	28.0	10.8	31.5	4.3	39.0
44	28.6	11.0	32.0	4.4	40.0
45	29.3	11.2	32.5	4.5	41.0
46	30.0	11.3	33.0	4.6	42.0
47	30.7	11.4	33.5	4.7	43.0
48	31.3	11.5	34.0	4.8	44.0



KEY FEATURES & BENEFITS



43



The children's AFO shoe option is ideal for children who are looking for a high quality, practical and comfortable outdoor shoe that has been designed specifically for wearers of AFOs. The specially designed drop-down heel helps to accommodate a wearer's AFO whilst facilitating easy access of the foot. The BOA® fastening system ensures the shoe can be closed evenly and easily by the wearer.

easy access
stylish
practical

BIOMEDICA

TAORMINA GREY AFO SHOE

- Rear BOA®
- Sizes 20 – 45



KA-TAORMINA-DARK/GREY/R

TAORMINA GREY
AFO SHOE REAR BOA

20-45



44

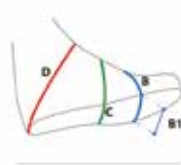
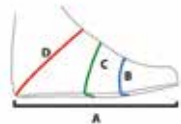
Measuring

Follow these easy steps to understand which size is suitable for you.

Step 1: Take the measurements

5 easy steps:

- A** Foot length
- B** Circumference at the widest point of the foot 1st and 5th metatarsal
- B1** Width of the foot at the same point of measurement B (1st and 5th metatarsal)
- C** Instep circumference
- D** Circumference taking as reference points the instep and the foot (past)



NB: the measurements B, C and D will always refer to the total circumference of the foot.

Step 2: Refer to the table for the correct size.

Sizing tips:

- Use the exact AFO length to select your shoe size.
- For larger wearers, this is generally one size bigger than the actual foot size.
- For smaller wearers, this is usually two sizes bigger than actual shoe size

BIOMEDICA AFO SHOE RANGE

EU SIZE	UK SIZE	LENGTH A (CM)	WIDTH B1 (CM)	MET CIRCUM B (CM)	INSTEP CIRCUM C (CM)	HEEL CIRCUM D (CM)
24	C 7	15.9	6.6	18.5	20.0	24.8
25	C 7.5 - 8	16.5	6.8	19.0	20.5	25.4
26	C 8.5	17.1	7.0	19.4	21.0	26.1
27	C 9 - 9.5	17.8	7.2	19.9	21.5	26.7
28	C 10.0	18.5	7.4	20.3	22.0	27.3
29	C 10.5	19.3	7.5	20.8	22.7	28.0
30	C 11 - 11.5	20.0	7.7	21.3	23.3	28.7
31	C 12 - 12.5	20.6	7.9	21.7	23.7	29.4
32	C 13.0	21.3	8.1	22.2	24.2	30.0
33	C 14 - 1	21.9	8.3	22.6	24.7	30.7
34	1.5 - 2	22.5	8.4	23.1	25.5	31.5
35	2	23.2	8.6	23.5	26.0	32.2
36	3	23.9	8.8	24.0	26.5	32.9
37	4	24.5	9.0	24.5	27.0	33.5
38	5	25.2	9.2	24.9	27.6	34.2
39	5.5	25.8	9.3	25.4	28.1	34.9
40	6.5	26.5	9.5	25.8	28.6	35.6
41	7.5	27.1	9.7	26.3	29.2	36.2
42	8.0	27.8	9.9	26.7	29.7	36.9
43	9.0	28.8	10.1	27.2	30.2	37.6
44	9.5	29.4	10.2	27.6	30.7	38.3
45	10.5	30.0	10.4	28.1	31.3	38.9

C = CHILDRENS SIZES (UK)

PISA BLUE AFO SHOE

- Lateral BOA®
- Sizes 24 – 45



KA-PISA-BLUE/L

PISA BLUE
AFO SHOE LATERAL BOA

24-45

ROMA BLACK AFO SHOE

- Rear BOA®
- Sizes 24 – 45



KA-ROMA-BLACK/R

ROMA BLACK
AFO SHOE LATERAL BOA

24-45

45



LUCCA PINK AFO KIDS SHOE

- Rear BOA®
- Sizes 20 – 40



KA-LUCCA-PINK/L

LUCCA PINK
AFO SHOE LATERAL BOA

20-40

The OrthoSole® range of sandals provide a custom fitting system, optimising support and cushioning your feet. This can help in the reduction of pain in your arch, heel, ankle and knee.

OrthoSole® sandals can help with:

- Hallux Rigidus & Metatarsalgia
- Bunions, Tailor’s Bunions and Toe Deformities
- Plantar Fasciitis
- Morton’s Neuroma

INSERT



unique
customisable
comfortable

Supplied with 6 arch and 6 metatarsal pads for optimal comfort and support. Choose your preferred combination.

ORTHOSOLE® SANDALS

IBIS

CRYSTAL WOMENS



PU WOMENS
BRONZE



LEATHER WOMENS



LEATHER MENS



IBIS CRYSTAL WOMENS	BLACK	DA04AP240	3-8
IBIS LEATHER WOMENS	BLACK	DA04AP230	3-8
IBIS PU WOMENS	BRONZE	DA04AP220	3-8
IBIS LEATHER MENS	BLACK	DA04AP400	6-12

ATLAS



APOLLO

CRYSTAL
WOMENS



LEATHER
MENS



LEATHER WOMENS



ATLAS CRYSTAL WOMENS	BLACK	DA04AP350	3-8
----------------------	-------	-----------	-----

APOLLO CRYSTAL WOMENS	BLACK	DA04AP300	3-8
APOLLO LEATHER WOMENS	BLACK	DA04AP290	3-8
APOLLO LEATHER MENS	BLACK	DA04AP410	6-12

VENUS

SILVER



GOLD



BLACK



VENUS CRYSTAL WOMENS	SILVER	DA04AP250	3-8
VENUS CRYSTAL WOMENS	GOLD	DA04AP270	3-8
VENUS CRYSTAL WOMENS	BLACK	DA04AP260	3-8

The OrthoSole® range of orthotic insoles improve weight distribution and alignment through their patented customisable arch and metatarsal design. These high quality, innovative insoles provide a perfect solution for clinicians looking for an effective 'Fit and Go' solution. The unique Poron® Urethane cushioning and fabric top-cover, provide a hard-wearing, comfortable insole whilst the low-profile allows them to easily slip into most shoes.

Unique PORON® Urethane formulation: Heat and pressure sensitive layer that conforms to the shape of the foot to help optimise weight distribution and to prevent pressure concentrations. Unique high performance PORON® formulation for this product.

Fabric top cover: Anti-microbial fabric for the top cover eliminating bacteria that cause foot odour. Abrasion-resistant fabric also keeps feet drier.

Arch Pad: Provides support and comfort for pronation, along with control and alignment of your foot and body.

PORON® Technology Heel Insert: Eases impact and absorbs shock during heel strike.

Thermoplastic Base: Provides contoured stability for the insole. Thin and lightweight for patient compliance and comfort

Anti-Static Capability: Dissipates electrostatic charges when used with approved anti-static footwear

Metatarsal Pad: Improves weight distribution, gives cushioning and protection to the ball of the foot. The metatarsal pad also helps promote good circulation.



adaptable
comfortable
easy to fit

CLINICAL BENEFITS



More cost effective clinics:

- Covers wide range of conditions
- Reduces numbers of bespoke TCIs required
- Early intervention helps to prevent escalation of patient's condition

Reduced waiting lists:

- More patients seen in clinic due to easy "fit and go" process
- May reduce patient follow up visits

Excellent patient compliance:

- Patient compliance is improved due to easy adjustment
- Fit easily into patients own shoes due to low profile design

Stock holding:

- Provides instant "fit and go" option for a wide range of conditions

Further information:

OrthoSole® can help with the following conditions:

- Excessive pronation
- Heel pain
- Foot pain
- Knee pain
- Back pain
- Plantar Fasciitis
- TA pain and strain
- Metatarsalgia
- Morton's Neuroma

ARCH AND METATARSAL SUPPORT OPTIONS

Nine different support options in one insole

OrthoSole® insoles have been designed to give you the perfect fit for your specific needs, with nine different support combinations.

ARCH ADJUSTMENTS

LIGHT SUPPORT MEDIUM SUPPORT FIRM SUPPORT



METATARSAL ADJUSTMENTS

LIGHT SUPPORT MEDIUM SUPPORT FIRM SUPPORT



SIZING & ORDER CODES

OrthoSole® Thin Mens (Blue)

Available in UK sizes 6 – 13

OrthoSole® Thin Womens (Pink)

Available in UK sizes 1 – 8

ORTHOSOLE® THIN - MENS	DA01AP04	UK 6-13
ORTHOSOLE® THIN - WOMENS	DA01AP05	UK 1-8



DR. AKTIVE® COMFORT INSOLES

These exceptional Dr.Aktive Comfort Insoles have been designed to fit our Pulman range of footwear, but can also be used in other shoes. The combination of Arneflex foam and Arne Dry top cover technologies ensure your feet are cushioned, supported and kept dry. Technology at your feet, for your feet.

- Special, high-density, PU foam for shock absorbency and comfort
- Environmentally friendly – uses recycled rubber content
- Dual-density foam, with extra support under the rear-foot and arch
- Long-lasting, compression resistant
- Breathable, anti-bacterial micro-fibre top cover
- Abrasion-resistant top cover
- Extra lightweight
- Moisture-wicking top fabric
- Washable
- Can be cut to shape



DA01ARN01	DR AKTIVE COMFORT INSOLES (PAIR) STD	STD WIDTH	35-48
DA01ARN02	DR AKTIVE COMFORT INSOLES (PAIR) XTR	XTRA WIDE	35-48

Please state European size when ordering.
Note that Pulman Laurel sandals are generally one size bigger, i.e. order a '36' insole for a '35' Laurel

50

technology
at your feet



DR. AKTIVE® PORON INSOLES

All the advantages of Poron® in an insole specifically made for your Pulman shoe. To provide additional comfort and shock absorbency, we have designed a simple range of insoles to precisely fit the Pulman shoe range.

There are two widths available – Standard and Xtra Wide that correspond with the relevant Pulman shoe sole.

Poron 94 (pink) is a softer, lighter Poron® with slower rebound, offering a fuller underfoot cushioning.

Poron 400 (grey) is a shock absorbing insole designed for excellent impact absorption and long-lasting comfort.

Available in two Pulman widths (standard and Xtra wide) and two thicknesses (3mm and 6mm).

PORON 94 (PINK)	DA01001	3MM	STD WIDTH	PINK	35-48
	DA01002	6MM	STD WIDTH	PINK	35-48
	DA01003	3MM	XTRA WIDE	PINK	35-48
	DA01004	6MM	XTRA WIDE	PINK	35-48
PORON 400 (GREY)	DA01005	3MM	STD WIDTH	GREY	35-48
	DA01006	6MM	STD WIDTH	GREY	35-48
	DA01007	3MM	XTRA WIDE	GREY	35-48
	DA01008	6MM	XTRA WIDE	GREY	35-48

INSOLES & HEEL LIFTS

BIOMEDICA® CARBON FIBRE INSOLES

These lightweight carbon fibre insoles create an instant rigid sole for your shoes.

Simply insert between the sole and your existing insole. Available in sizes from 35-46.

Each pair covers 2 sizes, i.e 35-36; 37-38; etc to 45-46. Actual colour is black.



KC/ICF | CARBON FIBRE INSOLES

Please add size when ordering: 35-36; 37-38; 39-40; 41-42; 43-44; 45-46



ORTHOSOLE® HEEL LIFTS BY DR. AKTIVE®

These EVA heel lifts can be used for leg length inequality or achilles tendonitis. Available in a wide range of widths and thicknesses, they offer a great quality solution for your orthotic needs. They can be used directly in the shoe or under an existing orthotic.

- Available in 4,6,8,10,12 and 15mm thicknesses
- Available in 3 sizes: Small (UK 2-5), Medium (UK 6-8) and Large (UK 9-12)
- Self-adhesive for easy attachment
- Supplied in packs of two

Please state Heel Lift depth when ordering: 4mm, 6mm, 8mm, 10mm, 12mm or 15mm

DA01AP150	DR AKTIVE HEEL LIFT SMALL (PAIR)
DA01AP160	DR AKTIVE HEEL LIFT MEDIUM (PAIR)
DA01AP170	DR AKTIVE HEEL LIFT LARGE (PAIR)

ORTHOSOLE® HIGH HEEL PADS BY DR. AKTIVE®

These 'High Heel Pads' have been designed to fit inside high heel shoes, using the innovative, patented OrthoSole® technology. You can choose your preferred combination of metatarsal support pads to give a customisable experience.

By having a choice of forefoot pads, you can make your high heel shoes more comfortable to wear, for longer periods. The fabric upper is abrasion-resistant and anti-bacterial.



DA01AP001	DR AKTIVE HIGH HEEL PAD PAIR	UK 2 - 3.5; EU 34.5 - 36
DA01AP002	DR AKTIVE HIGH HEEL PAD PAIR	UK 4 - 5.5; EU 37 - 38.5
DA01AP003	DR AKTIVE HIGH HEEL PAD PAIR	UK 6 - 7.5; EU 39 - 41
DA01AP004	DR AKTIVE HIGH HEEL PAD PAIR	UK 6 - 7.5; EU 39 - 41



FITLINE® FOREFOOT PRESSURE RELIEF SHOE



- Designed to provide forefoot pressure relief. Soft padded material on the inside. Hook and loop straps are highly adjustable to hold the shoe in place.
- Fits both left and right foot.
- Toe cap available as accessory.

① FPR SHOE WITHOUT RIM

S-FIT-92-012-U1	XS	32-35
S-FIT-92-012-U2	S	36-38
S-FIT-92-012-U3	M	39-41
S-FIT-92-012-U4	L	42-43
S-FIT-92-012-U5	XL	44-46
S-FIT-92-012-U6	XXL	47-49

② FPR SHOE WITH RIM

S-FIT-92-005-U1	XS	< 35
S-FIT-92-005-U2	S	36-38
S-FIT-92-005-U3	M	39-40
S-FIT-92-005-U4	L	41-42
S-FIT-92-005-U5	XL	43-44
S-FIT-92-005-U6	XXL	> 45

③ TOE CAP FOR FPR SHOES

S-FIT-00-040-U1	XS
S-FIT-00-040-U2	S
S-FIT-00-040-U3	M
S-FIT-00-040-U4	L
S-FIT-00-040-U5	XL
S-FIT-00-040-U6	XXL

FITLINE® POLYCAST SHOE

- Adaptable for casts, bulky compression bandages and a variety of woundcare applications.
- The forefoot closure and higher ankle strap can be adjusted.
- The square toe acts as a bumper and provides protection for the toes
- Fits both left and right foot.



S-FIT-92-010-UXXXS	XXXS	23-27
S-FIT-92-010-UXXS	XXS	28-31
S-FIT-92-010-U1	XS	32-35
S-FIT-92-010-U2	S	36-38
S-FIT-92-010-U3	M	39-41
S-FIT-92-010-U4	L	42-43
S-FIT-92-010-U5	XL	44-46
S-FIT-92-010-U6	XXL	47-49

FITLINE® AEROSTAB STABILISING ANKLE BRACE



- Made of breathable fabric for exceptional air and moisture permeability.
- Intuitive system of lace fastening adjusts compression to patient's individual needs.
- Anatomically reinforced stays, with thermoplastic material for optimal stabilization.
- Soft inner padding protects soft tissues.
- One universal model for left and right leg.

S-FIT-91-024-U2	SMALL	27-30 CM
S-FIT-91-024-U3	MEDIUM	30-33 CM
S-FIT-91-024-U4	LARGE	33-36 CM

FITLINE® STRETCH SPLINT



- Minimizes pain and discomfort of plantar fasciitis and Achilles tendonitis.
- Allows consistent stretch by holding the foot in gentle dorsiflexion.
- Foot angle can be adjusted by hook and loop closures (for additional dorsiflexion).
- Fits both left and right foot.
- Special slip resistant sole for better patient safety.

		FEMALE*	MALE*
S-FIT-91-004-U2	SMALL	< 39	< 40
S-FIT-91-004-U3	MEDIUM	39 - 42	41 - 44
S-FIT-91-004-U4	LARGE	> 43	> 44

*Shoe size





INNOVATION | STYLE | EXPERTISE
[HALO-MEDICAL.CO.UK](https://halo-medical.co.uk)

Halo Medical

16-20 Morris Close, Park Farm Industrial Estate,
Wellingborough, Northamptonshire, NN8 6XF

E sales@halo-medical.co.uk **T** 01933 670950 **F** 01933 678469