

kinetec®

SPECIALISED OFF-THE-SHELF FOOTWEAR

THERAPEUTIC FOOTWEAR & INSOLES



dr.aktive®

extrostyle
Medical Shoes

Fitline®

CHAUSSURES
PULMAN®

Qmed®
"MEYRA"

FOOTWEAR CHARTS & GUIDES

With a wide range of off the shelf footwear, there are a range of ways to measure the foot and to translate those measurements into sizes. We have collected these different measurements and added them to our glossary page to provide you with a one page reference saving you flicking backwards and forwards.

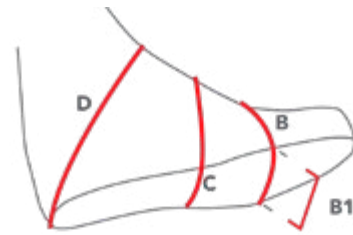
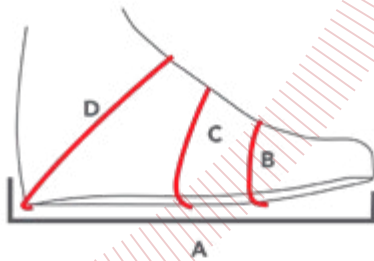
Measurements

- All measurements are internal shoe or boot dimensions.
- Length is measured from the back to the front of the foot.
- Width is measured across the widest part of the foot (across 1st - 5th Metatarsal line).

EXTROSTYLE FOOTWEAR CONVERSION CHART

UK SIZE	EU SIZE	FOOT LENGTH (MM)
2	35	220
3.5	36	229
4	37	236
5	38	242
6	39	249
6.5	40	256
7.5	41	262
8	42	269
9	43	277
9.5	44	284
10.5	45	291
11.5	46	296
12	47	302
13	48	309

MEASUREMENT POINTS



PULMAN SHOES & BOOTS STANDARD WIDTH

UK SIZE	EU SIZE	FOOT LENGTH (MM) A	FOOT WIDTH (MM) B
2	35	220	84
3.5	36	229	86
4	37	236	88
5	38	242	90
6	39	249	92
6.5	40	256	94
7.5	41	262	95
8	42	269	97
9	43	277	99
9.5	44	284	101
10.5	45	291	103
11.5	46	296	105
12	47	302	107
13	48	309	109

PULMAN SHOES & BOOTS XTRA WIDE

UK SIZE	EU SIZE	FOOT LENGTH (MM) A	FOOT WIDTH (MM) B
2	35	220	95
3.5	36	229	97
4	37	236	99
5	38	242	100
6	39	249	102
6.5	40	256	104
7.5	41	262	106
8	42	269	108
9	43	277	109
9.5	44	284	111
10.5	45	291	113
11.5	46	296	115
12	47	302	117
13	48	309	118



OUR THERAPEUTIC FOOTWEAR RANGE

MedFac UK are the proud suppliers of a range of outstanding, therapeutic, off-the-shelf footwear brands that provide quality, innovation and comfort solutions to our wearers featuring the Pulman® and Extrostyle ranges!

The well-established, market-leading Pulman® range enables those suffering from a range of foot conditions from diabetic neuropathy to bunions to have a better quality of life, secure in the knowledge that their feet are well-protected and comfortable around the home & outdoors.

In 2023, Kinetec UK became the exclusive distributors for the Extrostyle range of Italian-designed footwear. Full of unique and innovative features, this range is stylish, incorporating indoor, outdoor and diabetic shoe needs.



hygienic
flexible
durable



KEY PULMAN FEATURES



Patented RAZETTI® fabric enables air to circulate and to adapt to the temperature of the foot.



Lightweight, anti-slip sole with rounded edges helps to avoid tripping.



Machine or hand wash at 40C .



No raised internal stitching ensures maximum comfort and reduced risk of rubbing.



PRODUCT FEATURES KEY



Extra Wide



Split Sizes Available



Washable



Removable Insole



Seam Free Inner Lining



48hrs Delivery Time

CLASSIC 2 SHOE

The Pulman® Classic 2 Shoe is very popular due to its Velcro® heel fastenings. These shoes may be worn both indoors and outdoors due to the high quality of the fabric uppers and lightweight, anti-slip soles.

Product characteristics

- Velcro® heel fastening
- Split size options available
- Black

Size

- Standard & Xtra wide fittings
- **Reference size charts on page 2**

STD WIDTH 35 - 48 **900/503**
 XTRA WIDE 35 - 48 **900/504**



LEIDEN SHOE

The Leiden shoe is a classic Pulman® design. It is indoor shoe with thick soles to protect the feet, as well as soft, comfortable, anti-bacterial uppers.

Product characteristics

- Fixed heel support
- Split size options available
- Navy

Size

- Standard & Xtra wide fittings
- **Reference size charts on page 2**

STD WIDTH 35 - 48 **900/LEI-MAR-STD**
 XTRA WIDE 35 - 48 **900/LEI-MAR-XTR**



SHOE AD2265

Pulman® outdoor shoe and deep fixed heel and wide opening in an extra wide fitting.

Product characteristics

- Fixed heel.
- Stretchy microfibre upper
- Black

Size

- Xtra wide fittings.
- **Reference size charts on page 2**

XTRA WIDE 35 - 48 **900/AD2265**



CITY SHOE

The City Shoe has a zip-back for easy application and removal.

The wide front and rear opening allows easy insertion of the foot and accommodates for most foot shapes and sizes.

Product characteristics

- Zip heel fastening.
- Split size options available
- Black

Size

- Standard & Xtra wide fittings.
- **Reference size charts on page 2**

STD WIDTH 35 - 48 **900/303**
 XTRA WIDE 35 - 48 **900/304**



CLASSIC 1 BOOT

The best selling Pulman® Classic 1 Boot is available with a Velcro® heel fastening. Supplied in standard and extra wide fittings.

Product characteristics

- Velcro® heel fastening
- Split size options available
- Black

Size

- Standard & Xtra wide fittings
- **Reference size charts on page 2**

STD WIDTH 35 - 48 **900/500**
XTRA WIDE 35 - 48 **900/501**



HARLEM BOOT

The Harlem boot is a classic Pulman® design. Designed to be worn indoors, this house boot has thick soles to protect feet, as well as soft, comfortable, multi-adjustable uppers.

Product characteristics

- Fixed heel support
- Split size options available
- Navy

Size

- Standard & Xtra wide fittings
- **Reference size charts on page 2**

STD WIDTH 35 - 48 **900/HAR-STD-MAR**
XTRA WIDE 35 - 48 **900/HAR-XTR-MAR**



BOOT AD2299B

Pulman outdoor boot with fixed heel and wide fitting. Wide opening with Velcro® fastening.

Product characteristics

- Fixed heel
- Stretchy leather-look upper
- Wide opening & fitting

Size

- Xtra wide fitting
- **Reference size charts on page 2**

XTRA WIDE 35 - 48 **900/AD2299B-**



COMFORT BOOT

The Pulman® Comfort Boot has a zip back fastening enabling it to be easily put on and taken off.

The upper is made from very comfortable, anti-microbial, breathable Razetti® fabric, allowing the air to circulate.

Product characteristics

- Zip heel fastening
- Split size options available
- Black

Size

- Standard & Xtra wide fittings
- **Reference size charts on page 2**

STD WIDTH 35 - 48 **900/300**
XTRA WIDE 35 - 48 **900/301**



LAUREL SANDAL

The Pulman® Laurel Sandal provides a traditional sandal option with both standard and extra wide fittings. The upper is made from very comfortable, anti-microbial, breathable fabric, allowing the air to circulate.

Product characteristics

- Fixed heel support
- Black available in split sizes
- Available in Black, Navy and Bordeaux

Size

- Standard & Xtra wide fittings
- **Reference size charts on page 2**

XTRA WIDE BLACK 35 - 48 900/601-PAIR-
XTRA WIDE BORDEAUX 35 - 48 900/601-BOR-XTR-
STD WIDTH NAVY 35 - 48 900/601-MAR-STD-



SANDAL PU-1018

A stylish, modern Pulman® sandal designed for the outdoors combining many of the key features of the traditional Pulman® range with leather-look upper.

The rear of the sandal opens up using a Velcro® fastening to allow easy access for the wearer. The sandal also opens across the instep with two hidden Velcro® fastenings to allow adjustability and easy application.

Product characteristics

- Open heel with Velcro® strap
- Black

Size

- Standard width
- **Reference size charts on page 2**

STD WIDTH 35 - 48 900/1018-



SPACE SHOE

The Pulman® Space Shoe provides an extra roomy option with plenty of space to accommodate dressings and bandages.

Product characteristics

- Maximum volume shoe
- Fixed heel support
- Wide opening for swollen feet
- Black

Size

- Xtra wide fittings
- Reference size charts on page 2

XTRA WIDE 35 - 48 REMIDIALCLDXTR-



SPACE BOOT

The Pulman® Space Boot has the same benefits as the shoe in a boot form.

The lightweight, anti-slip sole has rounded edges to help prevent trips and falls.

Product characteristics

- Maximum volume boot
- Fixed heel support
- Black

Size

- Xtra wide fitting
- Reference size charts on page 2

XTRA WIDE 35 - 48 900/306-



OPEN TOE SPACE SHOE

The Pulman® Space Shoe Open Toe option is available in extra wide fitting.

Product characteristics

- Maximum volume shoe
- Open toe version of the remedial shoe
- Fixed heel support
- Black

Size

- Xtra wide fitting
- Reference size charts on page 2

XTRA WIDE 35 - 48 900/REMOPXTRMAR-



DAX SHOE

High quality leather shoe designed for people with diabetes.

The soft, inner lining is made from calf skin and is seam free. The outer is high quality, soft leather giving a smart appearance with an extra deep toe box.

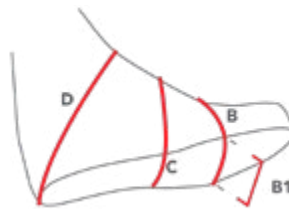
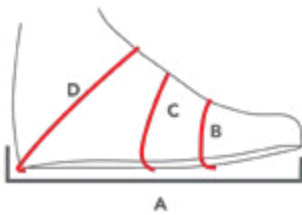
Product characteristics

- Shoe designed for patients with diabetes.
- Rounded forefoot shape on classic, extra-wide Pulman® sole units
- Upper: soft full grain black leather
- Lining: seam free, calfskin

Size

- Extra wide fitting

XTRA WIDE 35 - 48 900/DAX/F-



DOUAI BOOTS & DAX SHOES				
SHOE SIZE	A (MM)	B1 (MM)	B (MM)	D (MM)
35	226	97	275	310
36	235	98	280	320
37	241	99	285	330
38	247	100	290	340
39	254	101	295	350
40	260	103	300	360
41	267	105	305	370
42	273	106	310	380
43	280	108	315	390
44	286	110	320	400
45	293	112	325	410
46	300	113	330	420
47	307	114	335	430
48	313	115	340	440



DOUAI BOOT

High quality leather boot designed for people with diabetes. Features a rounded forefoot shape on classic extra-wide Pulman® sole units; extra deep toe box.

Product characteristics

- Shoe designed for patients with diabetes
- Rounded forefoot shape on classic, extra-wide Pulman® sole units
- Upper: soft full grain black leather
- Lining: seam free, calfskin

Size

- Extra wide fitting

XTRA WIDE 35 - 48 900/DOUAI/F-



EXTROSTYLE MEDICAL FOOTWEAR & INSOLES



MedFac UK are delighted to bring you an exceptional range of off-the-shelf footwear designed and manufactured in Italy by ExtroStyle - combining style, medical benefits and value.

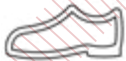
Founded on the principles of innovation, ExtroStyle has been leading in the provision of specialised off-the-shelf footwear for over 30 years.

Each pair of shoes are manufactured with creativity, heart and passion, with the fundamental belief that 'walking is living'.

The full range is made in Italy under Class 1 CE Mark in accordance with MDR 745/17. ExtroStyle are ISO9001 and ISO13485 accredited, giving customers the maximum guarantee of quality and reliability.

designed to satisfy a
wide range of uses

KEY EXTROSTYLE FEATURES



Seam free inner lining construction for most models.



Reinforced heel-counter in order to increase stability.



Extra internal volume in order to insert an orthopaedic insole and to accommodate the deformity.



PRODUCT FEATURES KEY



Extra Wide



48hrs Delivery Time



Washable



Removable Insole



Seam Free Inner Lining

ACTIVE LINE MENS & WOMENS

The Active Line footwear range is specifically deigned for patients who have an active lifestyle.

The bio-mechanical sole unit allows a smooth and natural transition during the three walking phases, reducing pressure peaks on the forefoot, improving gait and reducing fatigue.

The upper is comfortable, padded and breathable. It is seam free at contact points guaranteeing comfort and avoiding skin rubbing.

Product characteristics

- The heel support of ACTIVE is padded and robust. It accommodates and protects the heel, avoiding friction and wrapping it gently but at the same time giving stability to the hindfoot.
- The upper is padded, comfortable, breathable and seam free. It accommodates the foot in a protective and cushioning casing.
- The bio-mechanical ACTIVE outsole allows a gradual foot hold, which is smooth and continuous between the heel and the entire foot sole. The centre part of the outsole, which is very wide, provides real stability with consequent support for the musculature. Furthermore, the ACTIVE outsoles allows natural foot rolling, without sharp movements.



FIT 14			
SIZE	LENGTH (MM)	FOREFOOT WIDTH (MM)	HEEL WIDTH (MM)
35	238	83	57
36	244	84	58
37	251	85.5	59
38	258	87	60
39	264	88.5	61
40	271	90	62
41	278	92	63
42	284	95	66
43	291	97	67
44	298	99	69
45	304	100	69
46	311	102	70

ACTIVE ERICE 14 MARRONE 930 WOMEN'S

A stylish combination of brown, blue and tan leather with Velcro® wide fitting fastenings. Available in sizes 35-43 (EU) (2-8 UK).

Dark Brown/Blue/Brown 35 - 43 **EXERRICEMAR930/**



ACTIVE TRAPANI 14 T.MORO MEN'S

A stylish multi-colour, wide fitting design with Velcro® fastenings.

Available in sizes 39-46 (EU) (6-11 UK)

Dark Brown/Blue/Brown 39 - 46 **EX057200/**



THE ENERGY 10 LINE

Prevention: The Energy 10 Line footwear range has been designed specifically to satisfy a wide range of uses. This footwear is a great ally in treating a range of common foot pathologies including hallux valgus, hammer toes, metatarsalgia, heel pain and prevention of ulceration of the diabetic foot.

Post-Surgery and Rehabilitation: The Energy 10 Line has a full instep opening created by two zips and can be seen as a multi-functional shoe. This footwear can be worn from the first day post-op until the end of rehabilitation. All of the shoes in the Energy Line have an optional removable 8° heel pad attached - the Energy Plus. This is a patented attachment that keeps the foot in dorsiflexion where requested by the surgeon.

Preservation: The Energy 10 Blu is a unisex footwear range for men and women who want to maintain great foot health.



ENERGY PLUS

A removable 8° heel pad to be used with any of the Extrostyle Energy Line. This is a patented attachment that keeps the foot in dorsiflexion where requested by the surgeon.

Product characteristics

- Black
- Supplied in packs of two
- Comes with screws for attachment

Size

- Reference size charts on page 2

BLACK 35 - 46 EX030900/



ENERGY 10 BLU

The Extrostyle Energy 10 Line footwear range has been designed to satisfy a range of uses.

Product characteristics

- Suitable for a customised orthopaedic insole to be used
- Lightweight and shock absorbing sole unit
- Double zips allow for easy donning and doffing
- Stretch upper
- Padded lining
- Navy

Size

- Available in Men's and Women's sizes

- Reference size charts on page 2

BLUE 35 - 41 (women's) EX035400/

BLUE 42 - 50 (men's) EX035600/



ENERGY LINE MEN'S



THE ENERGY LINE

The Energy Line of footwear is a lightweight range of outdoor shoes, designed for people in all stages of treatment of the diabetic foot.

The lightweight bio-mechanical sole unit allows a smooth and natural transition during walking.

The upper is comfortable, padded and stretchy. The footwear is seam free guaranteeing comfort and avoiding skin rubbing. Supplied with 9mm comfort insoles as standard.



ENERGY VALENTINO NERO

Energy Valentino Nero is supplied with a 9mm comfort insole as standard, has a lace fastening, available in black only.

Product characteristics

- Suitable for a customised orthopaedic insole to be used
- Shock absorbing sole unit
- Suitable for the prevention of diabetic foot ulcers
- Padded lining
- Black

BLACK 39 - 50 EX037100/



ENERGY PAOLO MARRONE

Energy Paolo Marrone is supplied with a 9mm comfort insole as standard.

Product characteristics

- Suitable for a customised orthopaedic insole to be used
- Shock absorbing sole unit.
- Suitable for the prevention of diabetic foot ulcers.
- Padded lining
- Brown

BLACK 39 - 50 EX036300/



INTERNAL MEASUREMENTS: ENERGY LINE			
SIZE	LENGTH (MM)	FOREFOOT WIDTH (MM)	HEEL WIDTH (MM)
35	233	84.5	56.4
36	240	86	57.6
37	247	87.5	58.8
38	253	89	60
39	260	90.5	61.5
40	267	92	62.4
41	273	93.5	63.6
42	280	96.5	66.8
43	287	98	68
44	293	99.5	69.2
45	300	101	70.4
46	307	102.5	71.6
47	313	104	72.8
48	320	105.5	74
49	327	107	75.2
50	333	108.5	76.4

ENERGY VALENTINA

Energy Valentina is supplied with a 9mm comfort insole as standard with a lace fastening.

Product characteristics

- Suitable for a customised orthopaedic insole to be used
- Shock absorbing sole unit
- Water resistant, stretch upper
- Suitable for the prevention of diabetic foot ulcers
- Padded lining
- Black

BLACK 39 - 50 EX036700/



**NEW
2024**

ENERGY PETRA

Energy Petra is a stylish addition to the range. Supplied with a 9mm comfort insole as standard.

Product characteristics

- Suitable for a customised orthopaedic insole to be used.
- Shock absorbing sole unit
- Soft, breathable upper
- Suitable for the prevention of diabetic foot ulcers
- Padded lining
- Taupe/Pearl

TAUPE/PEARL 35 - 43 EX03PETRA/



THE ELDERLY & REHABILITATION LINE

The Elderly and Rehabilitation Line has been designed for the treatment of a wide range of foot pathologies, unifying the comfort and softness of a slipper with the stability and support of a shoe.

This is a great shoe for rheumatoid patients and post-op rehab. The lightweight, non-slip outsole is wide and shock absorbing. The breathable upper is made to accommodate deformities and swelling.

The wide openings and Velcro® closure ensure they are easy to use by patients with limited mobility. The shoes accommodate bespoke insoles and have thick 9mm S-Air insoles as standard. They can be made rigid with the S-Rigid Fisiso fibreglass insoles.



TECHNICA FLEX

The Technica Flex is designed for a wide range of foot pathologies. The upper has a large amount of stretch.

Product characteristics

- Suitable for a customised orthopaedic insole to be used
- Lightweight, wide sole unit
- Elastic upper with lots of stretch
- Suitable for the prevention of diabetic foot ulcers
- Padded lining
- Grey/Black

Size

- Unisex

GREY/BLACK 35 - 50 EX012950/



TECHNICA 3E

The Technica 3E is designed for a wide range of foot pathologies.

Product characteristics

- Suitable for a customised orthopaedic insole to be used
- Lightweight, wide sole unit
- Water-resistant upper
- Suitable for the prevention of diabetic foot ulcers
- Padded lining
- Black

Size

- Unisex

BLACK 35 - 50 EX012850/



TECHNICA 1

Extrostyle Elderly & Rehabilitation Line Technica 1 is designed for a wide range of foot pathologies.

Product characteristics

- Suitable for a customised orthopaedic insole to be used
- Lightweight, wide sole unit
- Soft, flexible, comfortable upper
- Suitable for the prevention of diabetic foot ulcers
- Padded lining
- Grey

Size

- Unisex

GREY 35 - 50 **EX013100/**



TECHNICA 6

Extrostyle Elderly & Rehabilitation Line Technica 6 is designed for a wide range of foot pathologies with a slipper style design.

Product characteristics

- Suitable for a customised orthopaedic insole to be used
- Lightweight, wide sole unit
- Suitable for the prevention of diabetic foot ulcers
- Padded lining
- Grey

Size

- Unisex

GREY 35 - 50 **EX012200/**



INTERNAL MEASUREMENTS: ELDERLY & REHABILITATION LINE			
SIZE	LENGTH (MM)	FOREFOOT WIDTH (MM)	HEEL WIDTH (MM)
35	225	83	63.5
36	232	84.5	65
37	239	86	66
38	245	87.5	67
39	252	89	68
40	259	90.5	69.5
41	265	92	71
42	272	93.5	72
43	279	95	73
44	285	96.5	74
45	292	98	75
46	299	99.5	77
47/48	308	102	78.5
49/50	323	105	81

TECHNICA TERAP

Designed for the treatment of the diabetic foot in its acute phase and for pressure unloading in case of neuropathology and ischemic forefoot or midfoot ulcers.

Product characteristics

- Stabilising and thermoformed heel-counter and a shock-absorbing rigid and rocking sole unit with a non-slip pad to ensure better stability.
- All uppers have a super-soft padding and no internal seams in order to minimise friction.
- Thermoformable upper in pel-flex, which is partially waterproof, guarantees thermal and hygienic protection to the foot.

Adjustable

- Multi-Velcro® closure guarantees a comfortable fit with ease to adjust, even with a bandaged foot.

Size

- S - XXL



TECHNICA TERAP		
PRODUCT CODE	SIZE	EU SIZES
EX025200/S	S	34 - 35 - 36
EX025200/M	M	37 - 38 - 39
EX025200/L	L	40 - 41 - 42
EX025200/XL	XL	43 - 44 - 45
EX025200/XXL	XXL	46 - 47 - 48

TECHNICA HEEL

Designed for the treatment of the diabetic foot in its acute phase and for the pressure unloading in case of neuropathic and ischaemic forefoot or midfoot ulcers. Also ideal for post surgical treatments and for all foot surgeries.

Product characteristics

- All uppers have super-soft padding with no internal seams to minimise friction
- The square shape of the sole unit offers more space for bandages
- The balance of the weight is moved to the front of the foot

Product characteristics

- Multi-Velcro® closures.
- Total opening with Velcro® straps
- Adjustable rear-cover to preserve the heel from impacts.

Size

- S - XL



TECHNICA HEEL		
PRODUCT CODE	SIZE	EU SIZES
EX023000/S	S	34 - 35 - 36
EX023000/M	M	37 - 38 - 39
EX023000/L	L	40 - 41 - 42
EX023000/XL	XL	43 - 44 - 45

INTERNAL MEASUREMENTS: TERAP & HEEL					
SIZES (MM)	S	M	L	XL	XXL
LENGTH	230	250	270	290	310
FOREFOOT WIDTH	95	100	105	110	115
HEEL WIDTH	78	80	82	86	90

TECHNICA DIAB

The Technica Diab is a high leg-foot brace, which is adaptable to the patient. It allows the displacement of part of the load on the ankles and calves. The outsole, thanks to the features of movement control and pressure redistribution decompresses the areas affected by the injury, significantly improving ambulation.

Product characteristics

- All uppers have super-soft padding with no internal seams to minimise the frictions
- High thermoformable stiffener
- Rigid, anti-flexion and rocking sole unit. Variable volume

Adjustable

- Multi-Velcro® closures

Size

- S - XXL



TECHNICA DIAB		
PRODUCT CODE	SIZE	EU SIZES
EX027200/S	S	34 - 35 - 36
EX027200/M	M	37 - 38 - 39
EX027200/L	L	40 - 41 - 42
EX027200/XL	XL	43 - 44 - 45
EX027200/XXL	XXL	46 - 47 - 48

TECHNICA CT DIAB

Toe cover to use with other Extrostyle foot braces. (Sold as a single piece)

Size

- S - XXL
- Select size to match boot

GREY/BLACK 35 - 50 EX012850/



TECHNICA POST

Low leg-foot brace, which is adaptable to the patient. The sole unit, thanks to the features of movement control and pressure redistribution, decompresses the areas affected by the injury, significantly improving ambulation and the recovery time.

Product characteristics

- All uppers have super-soft padding with no internal seams to minimise friction.
- Rigid, anti-flexion and rocking sole unit. Variable volume.

Adjustable

- Multi-Velcro® closures

Size

- S - XXL

TECHNICA POST		
PRODUCT CODE	SIZE	EU SIZES
EX025400/S	S	34 - 35 - 36
EX025400/M	M	37 - 38 - 39
EX025400/L	L	40 - 41 - 42
EX025400/XL	XL	43 - 44 - 45
EX025400/XXL	XXL	46 - 47 - 48


ORTHOSOLE® INSOLES

The Orthosole® range of orthotic insoles improve weight distribution and alignment through their patented customisable arch and metatarsal design. These high quality, innovative insoles provide a perfect solution for clinicians looking for an effective 'Fit and Go' solution. The unique Poron® Urethane cushioning and fabric top-cover, provide a hard-wearing, comfortable insole whilst the low-profile allows them to easily slip into most shoes.

- **Unique Poron® Urethane formulation:** Heat and pressure sensitive layer that conforms to the shape of the foot to help optimise weight distribution and to prevent pressure concentrations. Unique high performance Poron® formulation.
- **Fabric top cover:** Anti-microbial fabric for the top cover eliminating bacteria that cause foot odour. The abrasion-resistant fabric also keeps feet drier.
- **Arch Pad:** Provides support and comfort for pronation, along with control and alignment of your foot and body.
- **Metatarsal Pad:** Improves weight distribution, gives cushioning and protection to the ball of the foot. The metatarsal pad also helps promote good circulation.
- **Thermoplastic Base:** Provides contoured stability for the insole. Thin and lightweight for patient compliance and comfort.



adaptable
comfortable
easy to fit



ARCH AND METATARSAL SUPPORT OPTIONS

Nine different support options in one insole

OrthoSole® insoles have been designed to give you the perfect fit for your specific needs, with nine different support combinations.

FIRM SUPPORT MEDIUM SUPPORT LIGHT SUPPORT



ORTHOSOLE® THIN		
TYPE	PRODUCT CODE	UK SIZES
Women's	DA01AP04	1 - 8
Men's	DA01AP05	6 - 13

CLINICAL BENEFITS

More cost effective clinics:

- Covers a wide range of conditions.
- Reduces numbers of bespoke TCIs required.
- Early intervention helps to prevent escalation of the patient's condition.

Reduced waiting lists:

- More patients seen in clinic due to easy "fit and go" process.
- May reduce patient follow up visits.

Excellent patient compliance:

- Patient compliance is improved due to easy adjustment.
- Fit easily into patients own shoes due to low profile design.

Stock holding:

- Provides instant "fit and go" option for a wide range of conditions.

Size:

- Select UK shoe size when ordering.

DR. AKTIVE® COMFORT INSOLES

These exceptional Dr. Aktive Comfort Insoles have been designed to fit our Pulman® range of footwear, but can also be used in other shoes. The combination of Arneflex foam and Arne Dry top over technologies ensure your feet are cushioned, supported and kept dry. Technology at your feet, for your feet.

Product characteristics

- Special, high density, PU foam for shock absorbency and comfort
- Environmentally friendly - uses recycled rubber content
- Dual-density foam, with extra support under the rear-foot and arch
- Long-lasting, compression resistant
- Washable
- Can be cut to shape



DR. AKTIVE COMFORT INSOLES		
TYPE	PRODUCT CODE	EU SIZES
Standard Width	DA01ARN01	35 - 48
Extra Wide	DA01ARN02	35 - 48

DR. AKTIVE® PORON® INSOLES


All the advantages of Poron® in an insole, specifically made for your Pulman® shoe.

Product characteristics

- Poron® 94 (pink) is a softer, lighter Poron® with slower rebound
- Poron® 400 (grey) is a shock absorbing insole designed for excellent impact absorption

Size

- Standard & Xtra wide fittings.
- Two thickness's 3mm and 6mm.
- **Reference size charts on page 2**



DR. AKTIVE PORON® INSOLES				
TYPE	PRODUCT CODE	THICKNESS	WIDTH	EU SIZE
PORON® 94 (PINK)	DA01001	3MM	STD WIDTH	35 - 48
	DA01002	6MM	STD WIDTH	35 - 48
	DA01003	3MM	XTRA WIDTH	35 - 48
	DA01004	6MM	XTRA WIDTH	35 - 48
PORON® 400 (GREY)	DA01005	3MM	STD WIDTH	35 - 48
	DA01006	6MM	STD WIDTH	35 - 48
	DA01007	3MM	XTRA WIDTH	35 - 48
	DA01008	6MM	XTRA WIDTH	35 - 48

CARBON FIBRE INSOLES

These lightweight carbon fibre insoles create an instant rigid sole for your shoes.

Simply insert between the sole and your existing insole.

Product characteristics

- Carbon Fibre
- Lightweight
- Rigid

Size

- Standard fittings.
- Each pair covers 2 sizes i.e. 35-36; 37-38; etc to 45-46
- **Reference size charts on page 2**

STD WIDTH 35 - 46 **KC/ICF/**



*Actual colour black

ORTHOSOLE® HEEL LIFTS


These EVA heel lifts can be used for leg length inequality or achillies tendonitis. Available in a wide range of widths and thickness's, they offer a great quality solution for your othotic needs. They can be used directly in the shoe or under existing orthotics.

Product characteristics

- Available in 4, 6, 8, 10, 12 and 15mm thicknesses
- Self-adhesive for easy attachment
- Supplied in packs of two

Size

- Standard fittings
- Available in 3 sizes: Small, Medium, Large



ORTHOSOLE® HEEL LIFTS	
PRODUCT CODE	UK SIZE
DA01AP150	SMALL (2 - 5)
DA01AP160	MEDIUM (6 - 8)
DA01AP170	LARGE (9 - 12)



Options:

- S-RIGID ACTIVE - ACTIVE RANGE 35 - 46 **EX051500**
- S-RIGID ENERGY - ENERGY RANGE 35 - 50 **EX031500**
- S-RIGID FISIO - ELDERLY & REHAB RANGE 35 - 50 **EX011500**

FIBRE GLASS INSOLES FOR EXTROSTYLE RANGE

The fibre glass insoles and ExtroStyle footwear are great allies against the diabetic foot, as they allow qualified health professionals to use the footwear in all stages of risk. They comply with all international protocols for the treatment and the medications of the diabetic foot.

Product characteristics

- S-Rigid insole: extra rigid fibre glass insole. It makes the outsole completley rigid, limiting the joint stress of the foot during walking and reducing significantly the pressure peaks on the forefoot, redistributing them correctly.

Size

- Standard fittings - match to your Extrostyle shoe size.

S-CLOUD INSOLES

The innovative S-Cloud insole allows the removal of little squares in the lower part of the entire insole surface thanks to the pre-incision of the 6mm Evafoam.

Identify the squares to be removed in order to off-load the pressure on the ulcerated area and create a precise zone of unloading.

Product characteristics

- The On-Steam top-cover is breathable, antimicrobial, antibacterial, anti-odour and hypo allergic
- 3mm self-shaping foam
- Adhesive base in fibre to stabilise the Evafoam modules

Size

- Standard fittings - match to Extrostyle shoe size



Options:

- S-CLOUD ENERGY - ENERGY LINE 35 - 50 **EX031950**
- S-CLOUD FISIO - ELDERLY & REHAB RANGE 35 - 50 **EX011950**
- S-CLOUD DIAB - TECHNICA RANGE 35 - 50 **EX0121250**

AEROSTAB

The Aerostab stabilising ankle brace provides superb ankle support that protects against excessive inversion or eversion, prevents injuries and supports the recovery process post-injury.

Enjoy enhanced protection with this brace whether seeking full support or during recovery, it is the perfect solution to ensure ankle safety, regardless of lifestyle.

Product characteristics

- Use for sprain, protection against excessive inversion and eversion
- Made from breathable material to reduce sweating
- Soft padding protects the soft tissue

Adjustable

- Intuitive system of lace fastening adjusts compression to patient's individual needs
- Anatomically shaped stays reinforced with thermoplastic material that provides optimal stabilisation.

Size

- Fits both left & right ankles.
- Select size by measuring the ankle circumference over the heel.



AEROSTAB		
PRODUCT CODE	SIZE	ANKLE CIRCUMFERENCE (CM) MEASURED OVER THE HEEL
DRQI0P0LAXXSP	S	27 - 30
DRQI0P0LAXXMP	M	30 - 33
DRQI0P0LAXXLP	L	33 - 36

STABILISING ANKLE BRACE



The Stabilising Ankle Brace is perfect for use in post-traumatic conditions of ankle joint sprain and/or dislocation. It also allows stabilisation after surgery and ankle joint protection from recent recurrent injuries while participating in sports activities.

Product characteristics

- Upper part of the brace has air cushioning.
- Lower part of the brace is filled with gel with the ability to cool or warm.

Adjustable

- Adjustable straps for both height and width, ensures unhampered dorsiflexion/plantarflexion movement.

Size

- Universal.
- Fits both left & right ankles.

Product code **QAR03091**



FOOT-RISE



The foot-rise helps with the prevention of foot-drop in cases of neuropathy of the Common Peroneal Nerve (CPN) and peroneal nerve palsies of various traumas.

Product characteristics

- Includes a foot wrap that can be applied even when the patient is not wearing shoes.
- The strapping is made from a knitted mesh fabric and elasticated foam to prevent irritations.
- The upper and lower parts can be connected to one another by a strong elastic strap with an easy fastening system.

Adjustable

- The transparent insert can be placed between the tongue and the laces of the shoe; the positioning determines the degree of dorsiflexion support.

Size

- Select size by measuring heel instep circumference.
- Fits both left & right ankles.

FOOT-RISE		
PRODUCT CODE	SIZE	CIRCUMFERENCE (CM)
MQB1FLAX02E	S	18 - 21
MQB1FLAX03E	M	22 - 26
MQB1FLAX04E	L	27 - 33

FPR SHOES

Designed to release pressure of the forefoot and can help minimise pain and discomfort of plantar fasciitis and achilles tendonitis. The FPR shoe can also help you recover after metatarsal and phalangeal fractures and operations of the hallux.

Product characteristics

- Soft padded material on the inside
- A padded rim protects the ends of the toes

Adjustable

- Three hook and loop straps for multi-adjustment

Size

- Fits the left & right feet
- Select size from chart



FPR SHOES		
PRODUCT CODE	SIZE	SHOE SIZE
S-FIT-92-005-U1	XS	35 - 37
S-FIT-92-005-U2	S	38 - 39
S-FIT-92-005-U3	M	40 - 41
S-FIT-92-005-U4	L	42 - 43
S-FIT-92-005-U5	XL	44 - 45
S-FIT-92-005-U6	XXL	46 - 48

FPR SHOES WITHOUT RIM

Provides pressure relief for the Forefoot and can be worn after metatarsal and phalangeal fractures and operations of the hallux. It can also help minimise pain and discomfort or plantar fasciitis and achilles tendonitis. This version is without a toe rim to allow easy access to the ends of the toes.

Product characteristics

- Soft padded material on the inside

Adjustable

- Three hook and loop straps for multi-adjustment

Size

- Fits the left & right feet
- Select size from chart



FPR SHOES WITHOUT RIM		
PRODUCT CODE	SIZE	SHOE SIZE
S-FIT-92-012-U1	XS	35 - 37
S-FIT-92-012-U2	S	38 - 39
S-FIT-92-012-U3	M	40 - 41
S-FIT-92-012-U4	L	42 - 43
S-FIT-92-012-U5	XL	44 - 45
S-FIT-92-012-U6	XXL	46 - 48

SQUARED OFFLOAD HEALING SHOES

Designed to release pressure on the forefoot.

Product characteristics

- Reduced 10% angle to minimise leg strain.
- Square toe design is to help accommodate the presence of K wires.

Adjustable

- Removable insole

Size

- Fits the left & right feet
- Select size from chart



SQUARED OFFLOAD HEALING SHOES			
PRODUCT CODE	SIZE	WIDTH (MM)	LENGTH (MM)
S-FIT-92-013-U1	XS	110	240
S-FIT-92-013-U2	S	110	255
S-FIT-92-013-U3	M	110	270
S-FIT-92-013-U4	L	115	285
S-FIT-92-013-U5	XL	120	300

SQUARED TOE POST-OP SHOE

Designed for post-operative use with the squared toe design giving more room to accommodate larger casts. It is also used for immobilisation and protection while wearing a cast, bandages and other wound care applications.

Product characteristics

- Squared toe design gives more room to accommodate larger casts
- Higher ankle strap ads stability

Adjustable

- The Forefoot closure can be adjusted

Size

- Fits the left & right feet
- Select size from chart



SQUARED TOE POST-OP SHOE			
VERSION	PRODUCT CODE	SIZE	SHOE SIZE
MEN	S-FIT-92-014-MS	S	39 - 41
	S-FIT-92-014-MM	M	41 - 43
	S-FIT-92-014-ML	L	43 - 45
Women	S-FIT-92-014-WS	S	33 - 35
	S-FIT-92-014-WM	M	36 - 38
	S-FIT-92-014-WL	L	39 - 41



POLY CAST SHOE		
PRODUCT CODE	SIZE	SHOE SIZE
S-FIT-92-010-UXXXS	XXXS	23 - 27
S-FIT-92-010-UXXS	XXS	28 - 31
S-FIT-92-010-U1	XS	32 - 35
S-FIT-92-010-U2	S	36 - 38
S-FIT-92-010-U3	M	39 - 41
S-FIT-92-010-U4	L	42 - 43
S-FIT-92-010-U5	XL	44 - 46
S-FIT-92-010-U6	XXL	47 - 49

POLY CAST SHOE

The Poly Cast Shoe is a versatile shoe for use with casts, bulky bandages and a variety of wound care applications.

Product characteristics

- Latex Free
- Higher ankle strap aids stability

Adjustable

- Forefoot closure can be adjusted to accommodate large and bulky casts or bandages.

Size

- Fits the left & right feet
- Select size from chart

3pp® TOE LOOPS®

The easy-to-apply loop and wrap design of the 3pp® Toe Loops® makes them the ideal choice to manage hammertoes, claw toes, overlapping toes and non-displaced fractures. The soft foam lining cushions and gently grips the toes to relieve pain from calluses or corns and makes it easy to realign overlapping toes.

Product characteristics

- Fully adjustable and ideal following surgery and to help maintain alignment
- Hand washable; Latex-free



3PP TOE LOOPS		
PRODUCT CODE	PRODUCT DESCRIPTION	SIZE
P5001-25	Toe Loops Narrow Pkg of 25	Narrow
P5001-5	Toe Loops Narrow Pkg of 5	Narrow
P5002-25	Toe Loops Wide Pkg of 25	Wide
P5002-5	Toe Loops Wide Pkg of 5	Wide

STRETCH SPLINT

The Stretch Splint minimises the pain and discomfort of Plantar Faciitis and Achilles Tedonitis. The foot angle is adjustable and the splint holds the foot in gentle dorsiflexion.

Product characteristics

- Allows consistent stretch by holding the foot in gentle dosiflexion.
- Special slip resistant sole for better patient safety.

Adjustable

- Foot angle can be adjusted by touch and close fixation (for additional dorsiflexion).

Size

- Fits both left & right ankles.
- Select size via shoe sizes below (EU).



STRETCH SPLINT			
PRODUCT CODE	SIZE	SHOE SIZE FEMALE	SHOE SIZE MALE
S-FIT-91-004-U2	S	< 39	< 40
S-FIT-91-004-U3	M	39 - 42	41 - 44
S-FIT-91-004-U4	L	> 43	> 44

PLANTAR FASCIITIS SPLINT

The Plantar Fasciitis Splint minimises the pain and discomfort of plantar faciitis and Achilles tedonitis.

Product characteristics

- Soft padded cover provides greater patient comfort and protection against irritation to the skin and breakdown.

Adjustable

- Removable foam wedge insert is included for additional 5° stretch on the planter fascial.

Size

- Fits both left & right ankles.
- Select size via shoe sizes below (EU).



PLANTAR FASCIITIS SPLINT			
PRODUCT CODE	SIZE	SHOE SIZE FEMALE	SHOE SIZE MALE
S-FIT-91-005-U2	S	< 37	< 39
S-FIT-91-005-U3	M	38 - 39	40 - 41
S-FIT-91-005-U4	L	40 - 44	42 - 44
S-FIT-91-005-U5	XL	> 44	> 44

FOLLOW FORCE KNEE BRACE

The Follow Force is a knee brace with a regulated range of motion which can be used to treat a range of injuries and be used to help the rehabilitation process. Developed in cooperation with sports professionals.

Product characteristics

- Contoured, light construction with non-slip pads and anti-migration straps.
- Patented, four-axis flat hinge reflecting physiological movement of the knee joint (rolling and sliding).
- Four-point support system and condyle pads for stabilising the knee joint.

Adjustable

- Comfortable straps with movable holders and fasteners.
- Extension and flexion blocks supplied are easy to fit to secure preferred range of movement.



FOLLOW FORCE KNEE BRACE					
PRODUCT CODE LEFT	PRODUCT CODE RIGHT	SIZE	THIGH CIRCUMFERENCE* (CM)	KNEE CIRCUMFERENCE (CM)	CALF CIRCUMFERENCE** (CM)
DRQI0Q1LAXL1P	DRQI0Q1LAXP1P	XS	33 - 39	30 - 33	25 - 30
DRQI0Q1LAXL2P	DRQI0Q1LAXP2P	S	39 - 47	33 - 35	30 - 35
DRQI0Q1LAXL3P	DRQI0Q1LAXP3P	M	47 - 53	35 - 38	35 - 40
DRQI0Q1LAXL4P	DRQI0Q1LAXP4P	L	53 - 59	38 - 43	40 - 47
DRQI0Q1LAXL5P	DRQI0Q1LAXP5P	XL	59 - 67	43 - 48	47 - 50
			* Measured 15 cm above patella	** Measured 15 cm below patella	

OASIS KNEE BRACE OA

For unicompartmental knee injuries requiring relief of the medial or lateral compartment. These injuries can range from joint cartilage damage to meniscus injuries, and congenital knee dysfunction. All require single locational relief and correction of the axis of the joint. Can be used in everyday activities.

Product characteristics

- Perfect adaptation to anatomical shaped limbs with simultaneous application of corrective force.
- Thin enough to wear the brace under clothing.
- Simple to fit, great value.

Adjustable

- Adjustable strap length.
- Adjustable frame alignment.
- Frame shape and matching.
- Angular range of motion.
- Corrective force.

Size

- Select left or right leg version.

Product code left **MQB31ALUXJ**

Product code right **MQB31LAPUXJ**



RUSH POST-OP KNEE BRACE

Can be used to treat a range of conditions which require immobilisation or control of the knee range of movement after surgery or injury. Treatment of knee joint and soft tissue injuries.

Product characteristics

- Two stays provide lateral stabilisation.
- Five hook and loop fixing straps.
- Easy to operate monocentric hinge which controls range of motion every 10° for flexion & extension.
- Flat hinge.
- Soft padding protects the leg and ensures its optimal position.

Adjustable

- Five straps can be individually adjusted.
- Intuitive length adjustment of thigh and calf supports.
- Front panel enables quick and easy adjustment of brace circumference.

Size

- Universal.
- Fits both left & right legs.

Product code **DRQ10N2LAXXUP**

DIGITAL SCANNING SOLUTIONS
INNOVATION & TECHNOLOGY





Halo Medical has been developing medical orthoses since 1998 and has grown to be one of the most specialised companies in bespoke orthoses within the UK, delivering exceptional quality and service with every order.

We strive to incorporate the latest technological innovations and software in our manufacturing process to provide efficient and accurate services.



BESPOKE FOOTWEAR, INSOLES & AFOS

-  Providing bespoke footwear, insoles, KAFO, AFOs and helmets
-  Utilising latest technology and materials for improved product performance.
-  Incorporating scanning technology into our production process for improved first-time-fit results.

-  Exploring app technology for improved patient outcomes.
-  New Robot milling machine allows for rapid production, taking 5 - 15 minutes to finish a last.
-  Biomechanically correct foot orthoses using state of the art CAD/CAM manufacturing and design processes.
-  Seamless work flow and integration with Patterns and Uppers software.



improved patient outcomes &
product performance









DIGITAL SCANNING SOLUTIONS SPECIALIST CLINICS

Halo Medical provide a range of services to NHS and private patients. Our orthotists work within NHS hospitals and in private clinics to supply specialised orthoses and encourage active lifestyles and reduce pain or pathological developments. Digital scanning and computer aided manufacture of insoles and braces ensures that our orthoses are manufactured to a high degree of accuracy.

Trained to treat a wide range of pathologies from paediatrics to patients with arthritis and diabetes.

At Halo Medical we tailor every consultation to the needs of the individual.

SPECIALIST TREATMENT

-  We can offer you specialist clinics for the more difficult to treat patients.
-  Consultant orthotists with over 30 years of experience of solving complex orthotic presentations.
-  Specialists for diabetic footwear.
-  From KAFOs to shoes, we can offer clinics bespoke for your requirements.
-  Onsite or offsite clinic options can be provided.
-  Service provision bespoke to you, because not all service needs are the same.

expert, consultant orthotists
for complex cases





Visit us online
www.kinetecuk.com

UK Enquiries:

MedFac UK Ltd
7 Redan Hill Industrial Estate
Redan Road
Aldershot
GU12 4SJ
Tel: +44 3330 347400
Fax: 01252 329415
enquiries@kinetecuk.com
www.kinetecuk.com

International Enquiries:

Kinetec SAS
Zone Industrielle de Tournes
Rue Maurice Périn
F-08090 Tournes
France
Tel: +33 324 29 85 05
Fax: +33 324 33 51 05
contact@kinetec.fr
www.kinetec.fr

kinetec[®]

brought to you by
MedFac

V20240115