

kinetec®

# THOMAS SPLINT

ORTHOPAEDIC  
TRACTION





# ORTHOPAEDIC TRACTION

Kinetec are delighted to bring you a new, simple, modular Thomas Splint system with a full range of accessories.

The Kinetec Thomas Splints are modular, allowing you to select the appropriate leg support length and thigh hoop width per patient. The thigh hoops connect to the leg supports by our innovative magnet system ensuring that the Thomas Splint is quick and easy to assemble without tools.

The frames and hoops can be used on either leg, simply flip the frame over and connect the thigh hoop using the magnet system. The Thomas Splints are made from chrome-plated steel to allow easy cleaning and to ensure durability.



## SELECTING THE CORRECT SIZE OF LEG SUPPORT AND THIGH HOOP

Selecting the correct leg support length and thigh hoop size is made easy as the Kinetec Thomas Splint system is modular, with 4 sizes of thigh hoop and 4 sizes of leg support.

Each thigh hoop will fit on to each leg support so you can choose the most appropriate combination (except Size 1 Thigh Hoop should not be used with Size 4 Leg Support and Size 4 Thigh Hoop should not be used with Size 1 Leg Support).


## PATIENT MEASUREMENT

Use the patient's uninjured leg for taking measurements.

To select the correct the Leg Support, measure inside leg from groin to the bottom of the heel. Add another 20cm to allow for ankle plantar flexion in the splint and for the application of a windlass.

To select the correct the Thigh Support, measure the thigh circumference near the groin at an oblique angle to determine the thigh hoop size.


Please note that as all leg sizes and shapes are different, the medical staff should select the most appropriate combination for each patient.



## LEG SUPPORTS

These chrome-plated, steel Leg Supports are available in 4 different lengths and can be used on both right and left legs.

LEG SUPPORTS		
PRODUCT CODE	SIZE	LEG LENGTH (CM) (INCLUDING 20CM ALLOWANCE)
4655005998	Leg Support 1	50 - 70
4655006011	Leg Support 2	70 - 90
4655006037	Leg Support 3	90 - 110
4655006053	Leg Support 4	110 - 130



## THIGH HOOPS

These chrome-plated, steel Thigh Hoops are available in 4 different sizes and can be used on both right and left legs.

THIGH HOOPS		
PRODUCT CODE	SIZE	THIGH CIRCUMFERENCE (CM)
4655005980	Thigh Hoop 1	25 - 40
4655006003	Thigh Hoop 2	40 - 55
4655006029	Thigh Hoop 3	55 - 70
4655006045	Thigh Hoop 4	70 - 90

## THIGH HOOP FOAM COVERS

To provide additional comfort to the patient, the Thigh Hoops can have a foam tube padding added. Simply slide a Foam Cover over the Hoop Cover and cut to length.

These are supplied in one length in packs of 10 and are long enough to cover the largest Hoop Cover. (We recommend using these in combination with the Hoop Covers – see following).

Product code **4650002113**



## THOMAS SPLINT HOOP COVERS

Kinetec Thomas Splint Hoop Covers provide a comfortable, padded cover for the Thigh Hoop.

Simply wrap the Hoop Cover over the Thigh Hoop (with Thigh Hoop Foam Cover in place) and then use the strap and buckle to clip over the top of the thigh.

The Thigh Hoop Cover sizes, correspond with the Thigh Hoop sizes as follows and comes as a pack of 5.



THOMAS SPLINT HOOP COVERS	
PRODUCT CODE	SIZE
4650002072	Corresponds with Thigh Hoop 1
4650002080	Corresponds with Thigh Hoop 2
4650002098	Corresponds with Thigh Hoop 3
4650002105	Corresponds with Thigh Hoop 4

## THOMAS SPLINT SLING

The Kinetec Thomas Splint frame enables the patient's leg to rest comfortably within the splint frame.

Made of foam and with hook and loop fixing, these single patient use Slings can be used in different size combinations to create a soft, comfortable support for the injured leg.

Hook strips are provided to keep the individual slings from slipping apart. (The Kinetec Thomas Splint Slings can also be used on other Thomas Splints.)



THOMAS SPLINT SLING	
PRODUCT CODE	SIZE (CM)
4650002048	45 (S)
4650002056	50 (M)
4650002064	60 (L)

## WINDLASS

To provide the clinician with the capability to tighten the cord at the end of the traction, a pack of 5 windlasses is available.

These steel windlasses are strong and can be easily cleaned.

**Product code 4655006061**



## THOMAS SPLINT SUSPENSION RINGS

If the clinician wishes to apply suspension to a patient's leg whilst they are wearing the Thomas Splint, the Suspension Rings will provide a solution.


Simply fix a ring onto each corner of the Thomas Splint using the accessory kit and then apply traction cord as required.

**Product code 4655006079**



## APPLICATION INSTRUCTIONS

The Kinetec Thomas Splints are designed in a modular format to make them easier to select the correct size for your patients. Here is a quick, step-by-step example of how to install the Kinetec Thomas Splint.




Place the thigh hoop foam (A) on the thigh hoop (D), cutting it to fit the length of the thigh hoop.




Place the hoop over (B) around the thigh hoop. Fully open the protector to lay it flat on a table, then position the thigh hoop in the center.

Close the hoop cover again, starting from the center. It is not necessary to insert the strap guard at this stage, but it is preferable to add it after the patient's leg has been positioned.



Position the protected thigh hoop on the leg support (E), held in place by magnets.



Place the sling (C) over the leg element, starting from the top (thigh side). Attach each sling in turn to form a support. The slings cover the splint up to the patient's malleolus, so as not to impede ankle movement.



Turn the Thomas splint over and secure the slings together using the hook and loop pieces.



Thomas's splint is ready to receive the patients leg.





Visit us online  
[www.kinetecuk.com](http://www.kinetecuk.com)

Or contact us directly for your  
Orthopaedic traction requirements.

**UK Enquiries:**

MedFac UK Ltd  
7 Redan Hill Industrial Estate  
Redan Road  
Aldershot  
GU12 4SJ  
Tel: +44 3330 347400  
Fax: 01252 329415  
[enquiries@kinetecuk.com](mailto:enquiries@kinetecuk.com)  
[www.kinetecuk.com](http://www.kinetecuk.com)

**International Enquiries:**

Kinetec SAS  
Zone Industrielle de Tournes  
Rue Maurice Périn  
F-08090 Tournes  
France  
Tel: +33 324 29 85 05  
Fax: +33 324 33 51 05  
[contact@kinetec.fr](mailto:contact@kinetec.fr)  
[www.kinetec.fr](http://www.kinetec.fr)

**kinetec**<sup>®</sup>